

THE WANTED.

The versatile world of CarTeck sectional doors



Whether in development, production or sales, whether it's the big picture or a small detail - for us, everything revolves around the decisive question: **WHICH IS THE SOLUTION FOR YOU?**

Because we are the specialist for functional doors, industrial doors and for garage doors. We are „**Made in Germany**“ - for more than 80 years. And this experience lies in each and every of our garage doors. Discover the many advantages.

Design variety

Colours	page 08
Surfaces and structures	page 10
Glazing elements	page 14
Drehflügeltore und Nebentüren	page 18
Wicket- and side doors	page 22


Safety aspects

Manufacturing quality	page 28
Safety characteristics	page 30
Drives and accessories	page 32
Lighting concepts	page 36
XL doors, Smart Home, RC 2	page 38

Range of services

For every installation situation	page 42
Refurbishment solutions	page 44
Dimensions and features	page 46

MADE
IN
GERMANY



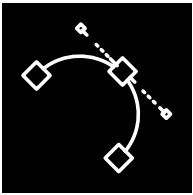


DESIGN

SECURITY

SERVICE

Teckentrup produces more than doors and gates: Teckentrup delivers solutions. Which is why we have applied three new standards to our company and our products which meet your needs: Design. Security. Service.




Design: We link functionality and aesthetics.

Because good design represents innovative technology that meets the needs of the user. Our products are opening new worlds and offer many individual design options. With us, designers and engineers work hand-in-hand from the beginning. So that intelligent ideas are just as convincing at the second glance and sophisticated designs prove themselves day after day.



Security: We link systems to protection.

Our doors meet the highest requirements and are certified accordingly. We are happy to advise you on necessary standards and develop comprehensive needs-oriented safety approaches in order to protect people and valuables.



Service: We link speed to reliability.


Proximity, clear structures, everything from one source. This is the service advantage of Teckentrup. Because, from product development to installation, from the committed support of our expert advisers to professional servicing: we will be there for you right away. We are happy to make the time.

Design range caters to every demand



Link style, surface structure and colour to design garage doors with character. Additional glazing not only adds light, but also makes your door a design highlight.

Design. We link functionality and aesthetics. Good design represents innovative technology to satisfy your demands. Our garage doors uncover new worlds and offer many individual design options.



ALWAYS MATCHES YOUR TASTE

TECKENTRUP
POOL SOLUTIONS

All colours also
available as
NCS Colours



Our colour chart gives you all the space for design you need to adapt your garage door's colour to your existing façade, window frames or front door: NCS or RAL colours as specified, trend colours, metallic tones or appealing wooden decor — we cater to any demands. As standard the door leaf is traffic white (RAL 9016) on the outside and grey white (RAL 9002) on the inside.

TREND COLOURS



Grey aluminium
RAL 9007



White aluminium
RAL 9006



Jet black
RAL 9005




Creme white
RAL 9001



Sepia brown
RAL 8014



Window grey
RAL 7040



Quartz grey
RAL 7039



Light grey
RAL 7035



Umbra grey
RAL 7022



Anthracite grey
RAL 7016



Slate grey
RAL 7015



Fir green
RAL 6009



Moss green
RAL 6005



Steel blue
RAL 5011




Flame red
RAL 3000

WOODEN DECOR



Wooden decor
Golden Oak TF



Wooden decor
Rosewood CC



Wooden decor
Night Oak CC



Wooden decor
Winchester TF



TT 703
Shade of grey



TT 7016
Wrinkle Anthrazit



TT 9007
IceCrystal

Wood decors painted with final coating.

METALLIC



TT 9016
Bling White

Trend colours with metallic effect and iron glitter particles, not high-gloss.

STYLING: WITHOUT RIBS

Its cutting-edge styling without ribs is particularly popular. We have hit the current trends in home building that radiate an elegant, timeless style.



Stylish: here the garage door ideally integrates into the overall style.



In this case, the door colour forms an intentional contrast to the building's façade.

The following door leaf surfaces are available.



Woodgrain



Stucco



Micro-profiled



Smooth

STYLING: CENTRE RIB

Subtle highlights on door leaf surfaces thanks to the centre rib.
Particularly effective with very wide garage doors.



Beautiful contrast to extraordinary building styles: the centre rib in RAL 9016 is a highlight.



The woodgrain surface in combination with a window grey centre rib styling.



The following door leaf surfaces are available.




Woodgrain



Stucco



Micro-profiled



Smooth




STYLING: RIB

The ribbed styling with even distribution across the entire door leaf offers plenty of design options.



Its ribbed styling with traditional look harmoniously matches modern building designs.



The ribbed styling is an appealing contrast to smooth, homogeneous façades.



The following door leaf surfaces are available.

			
Woodgrain	Stucco	Micro-profiled	Smooth

STYLING: CASSETTE

The classic: the cassette not only dominates the garage door, but also the entire building's styling.



The following door leaf surfaces are available.



Woodgrain



GLAZING

Clear glass, frosted or textured glass, round or rectangular: windows as individual design elements create transparency and natural daylight.



Rectangular glazing in a modern door featuring styling without ribs creates a fresh look.



A new lick of paint, a new door featuring micro-profiling paired with stainless steel round glazing. That's the refurbishment done!

Select from three scratch-proof plastic double glazing panes.



Plastic double glazing
Clear



Plastic double glazing
Crystal structure



Plastic double glazing
Satin finish

MORE DESIGN OPTIONS FOR YOU

Be it to integrate elements elegantly or as an intentional contrast – glazing elements adapted to façades, side doors, windows or front doors crucially dominate the overall architecture of your home. Like all other components, the glazing is resistant to scratches and other mechanical effects. There are no limits to the variety.

RECTANGULAR 1



- Rib
- Centre rib
- Without ribs
- Cassette

RECTANGULAR 2



- Rib
- Centre rib
- Without ribs
- Cassette

RECTANGULAR 3



- Rib
- Centre rib
- Without ribs
- Cassette

SQUARE 1



- Rib
- Centre rib
- Without ribs
- Cassette

SQUARE 2



- Rib
- Centre rib
- Without ribs
- Cassette

RHOMBUS MULLION



- Rib
- Centre rib
- Without ribs
- Cassette

CROSS MULLION



- Rib
- Centre rib
- Without ribs
- Cassette

ALUMINIUM GLAZED STRIP ROUND GLAZING*



- Rib
- Centre rib
- Without ribs
- Cassette



- Rib
- Centre rib
- Without ribs
- Cassette

* In stainless steel

CHOOSE YOUR IDEAL EQUIPMENT

OVERVIEW		GSW 40								
STYLING	Rib and centre rib				Without ribs				Cassette	
SURFACES	Woodgrain	Stucco	Micro-profiled	Smooth	Woodgrain	Stucco	Micro-profiled	Smooth	Woodgrain	
Trend colours	■	■	■	■	■	■	■	■	■	
Wooden decor	-	-	-	■	-	-	-	■	■	
Approximately 200 RAL colours	■	■	■	■	■	■	■	■	■	
Glazing variants	7	7	7	7	9	9	9	9	4	
Design applications	-	-	-	-	-	-	-	8	-	
Anti-burglary characteristics	As standard				As standard				As standard	
RC 2 version	Optional				Optional				Optional	
Finger pinch protection	As standard				As standard				As standard	
Sealed on four sides	As standard				As standard				As standard	
Multiple spring channel	As standard				As standard				As standard	
High performance springs	Optional				Optional				Optional	
Anti-corrosion characteristics	As standard				As standard				As standard	
Multiple-spring double cable system	As standard				As standard				As standard	
Patented eccentric roller brackets	As standard				As standard				As standard	
Wicket door	Optional				Optional				-	
Side door	Optional				Optional				Optional	
Handle sets	Optional				Optional				Optional	



SWING SECURE GARAGE DOORS AND SIDE DOORS



For an elegant update



1-leaf


Single-leaf versions for side access to your garage.

2-leaf

Double-leaf versions offer easy access.



Our swing secure garage doors and side doors are independently tested, certified and CE marked to EN14351-1 and all applicable safety regulations.



Stylish and secure

Entrance doors and garage doors as building elements must fulfil many functions and look good. The Teckentrup swing secure garage door scores particularly well when renovating older garages. The entire garage interior can be used optimally because the door opens outwards.

Teckentrup swing secure garage doors in 1- or 2-leaf versions offer an attractive appearance and functions such as thermal insulation, wind load resistance, watertightness and optional burglar protection up to RC2.

With a 2-leaf swing door, both or only one door leaf can be opened as required. This allows convenient access to the garage. The excellent workmanship of the 2-leaf doors is complemented by visually matching doors for side or rear access to your garage.



HANDLES



Stainless Steel Lever Handle

Fitted as standard with a round handle set in black and a security lock cylinder.

Stainless steel bar handles in two lengths can also be added individually or in pairs to give your swing secure garage door a modern look.



1500mm 'D' Handle



1500mm 'D' Handle Pair



1800mm 'D' Handle



1800mm 'D' Handle Pair

Colours

With 16 RAL colours and a metallic tone (TT 703), our colour palette opens up a wide range of design options.



TT 703

RAL references for colours are provided as a guide only to the nearest similar RAL colour. Colours will not match to other RAL finishes due to different coating processes, gloss levels, substrates and textures. Similarly, special RAL, BS or other colours will not be a precise match. Colours shown are limited in accuracy by the printing process - samples should always be requested.

Hinge options

KO hinges are supplied as standard and are matched to the door colour. Stainless steel hinges are available as an option.



Konstruktionsband

Edelstahlband

Glazings

Our glazing elements are available for your individual design wishes. All window elements are made of laminated safety glass, so that burglary protection is also guaranteed here.



Standard:
Glazing with aluminium frame



Optional:
Glazing with aluminium frame in stainless steel look

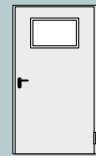
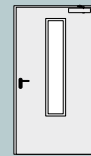


Round glazing
Stainless steel

Frame sizes square:

190 mm x 1260 mm

545 mm x 345 mm



Frame sizes round:

approx. Ø 300 mm





OPTICALLY MATCHING SIDE DOORS

Optically matching side doors

If your garage has a second entrance or you are planning to have one, then order a matching side door right away. Whether bicycle or wheelbarrow - a garage side door enables an unobstructed passage. You may also use the optional 3-fold locking and protect your valuables in the garage even more effectively.

Design

- Matching the door, available in a wide range of colours
- On request also with glazing
- Optionally with burglar-resistant 3-fold locking
- Fascia and leaf frame made of high quality extruded aluminium profiles in door colour
- Door fillings identical in appearance to the door
- With three-sided double buffer seal, reducing drafts
- Bottom seal matching the door leaf in EPDM quality
- With plastic handle set, lock and profile cylinder





Rot-proof bottom seal

The bottom seal is made of elastic and freeze-resistant EPDM rubber profile and forms in combination with the contact threshold the bottom finish.



High-quality hinges

Stylish screw-on hinges made of aluminium, with secured hinge bolts, make it difficult to lever the door open, are adjustable and can be adapted subsequently.



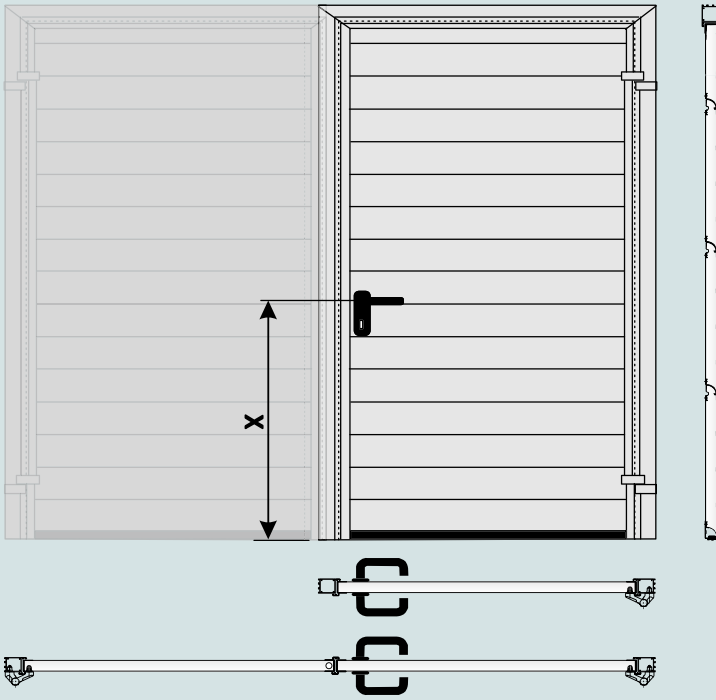
Double seal

In addition to the circumferential seal of the door leaf the door frame is also equipped with a 3-sided seal.



e.g. with ribs

**Side doors also as
2-leaf version!**



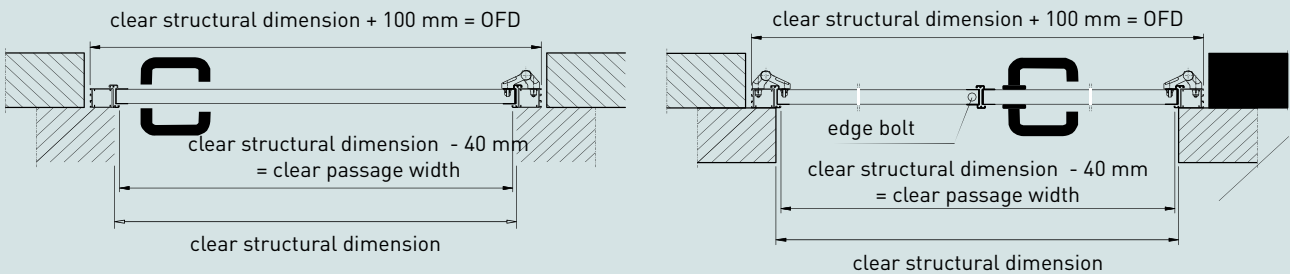
Installation Dimensions:

door height	section height	*dimension x (handle)
2500 mm	493 mm	935 mm
2375 mm	469 mm	1140 mm
2250 mm	556 mm	1035 mm
2125 mm	523 mm	985 mm
2000 mm	493 mm	935 mm
1875 mm	469 mm	1140 mm

*handle height: Value depending on the panel height.

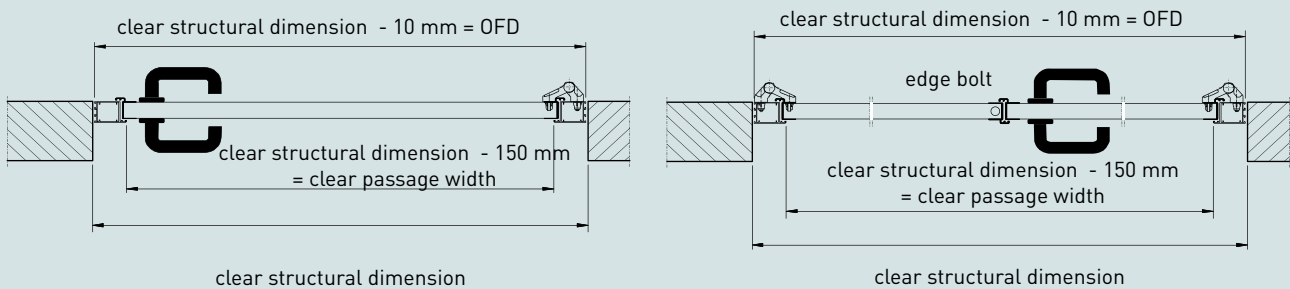
Installation behind the soffit, only inwards opening

Illustration active leaf DIN left, active leaf DIN right inversely



Installation in the soffit, inwards or outwards opening

Illustration active leaf DIN left, active leaf DIN right inversely





- ✓ Nearly flush optic
- ✓ High quality design in anodised aluminum
- ✓ Hidden 2D hinges
- ✓ Optional with 3-fold locking

INTEGRATED WICKET DOOR

If your garage door lacks the space to fit a side door, you can access the garage through a wicket door even without having to open the big garage door. It protects from heat dissipation as it is not necessary to open the entire door to gain access. Wicket doors can exclusively be used in doors with electric drive and they are always located in the centre of the door.



**Very durable
low threshold
(approx. 45 mm)**

Version:

- Clear standard width NEW: 855 mm¹ and 1000 mm
- Frames made of high-grade, extruded aluminium profiles with natural tone, E6/EV 1
- Door filling matches the door
- Three-sided, all-round, double buffer seal
- Aluminium handle set, lock and profiled cylinder
- Optional with 3-fold locking²
- Includes top door closer
- Increased security thanks to finger pinch protection
- Low threshold 45 mm with all-round floor seal to protect from dirt and penetrating water
- Also opens with slightly upward slanting flooring
- Also suitable for photocells

¹ Ordering dimension width garage door < 2250 mm: only 855 mm possible

² For door heights 1760-1865mm, 1876-1950 mm and 2001-2030 mm only with 2 locking points possible

Certified security at all levels

Rely on added security thanks to a great offer featuring many individual components. Select our innovative drives featuring many additional options to protect from burglaries or benefit from sensor-controlled ventilation options. Rely on effective LED lighting to boost your feeling of security in the garage. Benefit from anti-burglary security features, very convenient operation, high levels of durability and guaranteed quality.

Security. We link systems to protection. Our garage doors not only look secure. We go the extra mile and develop as well as integrate security concepts – always one step ahead of the requirements.





CarTeck
garage doors with
sealed and finish
coated surface

1. Sealed end coating

2. Highly effective adhesive primer

3. Anti-corrosion galvanisation

4. Special steel

5. Anti-corrosion galvanisation

6. Highly effective adhesive primer

7. Protective layer on the rear

8. Highly durable core
made of special foam and
integrated heat insulation

FIRST-CLASS PROCESSING – DURABLE AND ROBUST

- Extremely stable thanks to 40 mm sandwich design panels
- Energy-saving heat insulation
- Floor seal for ideal protection from humidity
- Highly resistant PU hard foam permanently protects from corrosion
- Maximum bending and torsional rigidity
- Foam complies with standards for industrial doors
- Zinc-coated steel panels primed on the inside and outside

UNIFORM RIB STYLING AND SPACING

The different rib styling and the gap between sections often disturbs the overall impression of many conventional garage doors.

Uniform spacing creates a tranquil styling.



TIGHT AND SECURE

When closed, vertical frame seals, top, intermediate and floor seals seal the door to all sides. Consequently, the garage is ideally protected from penetrating water and humidity. The 40 mm thick door leaf also guarantees ideal heat insulation and minimised energy loss.

1

2

3



Side seal



Centre seal



Floor seal



ATTENTION TO DETAIL: TECHNOLOGY AND SECURITY

CARTECK SECTIONAL DOOR PERFORMANCE DATA		
Heat insulation (DIN EN ISO 12428)	Slat:	$U_D = 0.56 \text{ W/m}^2\text{K}$
	Door leaf or glazing:	$U_D = 0.95 \text{ W/m}^2\text{K}$
	Installed door:	$U_D = 1.48 \text{ W/m}^2\text{K}^*$
	* 10 m ² door surface without glazing.	
Air permeability (DIN EN 12426)	Class 2	
Wind load (DIN EN 12424)	Class 3	
Water penetration resistance (DIN EN 12425)	Class 2	
Fire performance	Door leaf element, materials class B2	



1 Thermal and rain protection/top seal

Once closed, the door is fully sealed between the header trim and the top door panel. Consequently, the garage is ideally protected from penetrating water and humidity. On the other hand, heat has no chance to dissipate.



2 Door runs smoothly/roller holder

The eccentric roller brackets are made of abrasion-proof, special plastic. They guarantee maintenance-free functionality, simultaneously dampen running door rollers and in conjunction with the profiled spring channel they consequently contribute to smooth and barely audible door movements.



3 Finger pinch protection, inside/outside

Finger pinch protection does away with any dangerous slots between sections. Hinge flaps fully seal the centre hinges. Lateral protection also prevents accidentally reaching into the gap between frame and guiding rail.



4 Anti-corrosion characteristics/spacers

A special, concealed, plastic element separates the vertical frame sections from the floor. Be it after rainfall or in the event of slowly progressing humidity – the design makes sure the floor is permanently supplied with fresh air that dries quickly to provide permanent protection from corrosion.



5 Technology with profile/spring channel

The spring channel panels' special profiling in conjunction with special plastic sliders guarantee easy and smooth sectional door operation. The encapsulated spring channel design prevents penetrating dirt and additionally boosts durability levels.



6 Dual lock/multiple spring system

The multiple spring system ideally evens out the weight of the door in any situation. Dual retaining cables reliably support the door even if a cable or spring fractures. This consequently guarantees perfect sectional door operation: remains operational even in emergencies.



7 Reinforcement profile (omega profile)

We recommend using a reinforcement profile (omega profile) on the inside of the door to prevent a deflection of wider doors (from 4500 mm) as a result of direct sunlight. The omega profile is always set on the top section.



8 Special console

The special console links the door leaf to the drive system to guarantee ideal tension and pressure distribution (in conjunction with 120 mm headroom). We recommend the insert for door widths from 4500 mm, for doors in dark colours or doors that are subject to long periods of direct sunlight as a result of their location.



9 Security photocells to boost safety

The door automatically stops once the photocells are unable to reflect the light from the opposite side. If the door is closed, transmitters and receivers are not visible and protected from damage. Photocells are also suitable for retrospective installation thanks to their simple clip installation.

SAFE AND CONVENIENT
OPERATION THANKS TO
NEW DRIVE TECHNOLOGY





Astonishingly efficient:
Energy-saving thanks
to <1 Watt consumption
in standby mode
(depends on model)

CarTeck DRIVE^G

Intelligent CarTeck garage door drives are **made in Germany** and universally suitable for sectional doors and up-and-over doors. Thanks to optimised speed profiles they open and close quickly. The motor carriage moves along a tensioned chain so that neither friction, nor force cause any loss, as would be the case with circulating chains.





DISCOVER OUR NEW DOOR DRIVES AND YOUR MANY BENEFITS:

Strong security concept:

- Automatic deactivation stops the door immediately if there are any obstructions
- Active counterpressure if the door is violently pried open

Improved operating convenience:

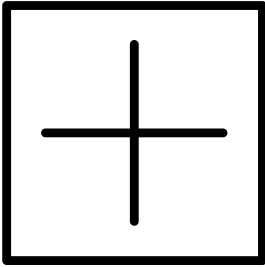
- High speed of up to 240 mm/sec
- Reduced heat loss thanks to fast opening and closing

Simple installation:

- Click into the rail, no screws required
- Only one drive belt without mechanically moving parts

Optional accessories:


- Lock magnet guarantees even more security
- Intelligent control technology for numerous settings



New Teckentrup drives convince with plenty of accessories and equipment:

- Handheld transmitter resistant to impact
- Park position laser
- Additional lighting
- Humidity sensor
- Emergency power supply
- Photocells
- Motion sensor
- Alarm buzzer

Further accessories online at www.teckentrup.biz



PROTECTION FROM BURGLARIES, MOULD AND DAMAGE TO PAINTWORK



STRONG SIGNAL

Alarm buzzer with loud, audible signal for increased anti-burglary protection.

- Easy to install on the pressure arm and connect cables to the carriage
- Thanks to its versatile functionality, e.g. as a warning buzzer when the door moves or as an alarm when the wicket door is open



WELL VENTILATED

The humidity sensor records the temperature and air humidity in the garage.

- If necessary, the carriage automatically opens the door to ensure perfect circulation
- After having reached the ideal value, the door will be closed and thus the risk of mould and corrosion is reduced



PARK SAFELY

The park position light supports you in safely driving into and out of the garage.

- Visual parking tool to perfectly position the vehicle in the garage
- Active during the opening process and the adjustment period of the lighting



LED IT SHINE!

FOR INSIDE: MAGNETIC LED-STRIPES

The new magnetic Teckentrup LED-Stripes provide perfect light in your garage. With the innovative LED interior lighting by Teckentrup your garage becomes a safe place to feel good. 6,000 Lumen of light ensure bright illumination of your garage and ensure a safe feeling. For even more comfort, the motion detector automatically switches the light on and off. LED technology offers an efficient alternative to conventional lighting systems. With little power consumption, it still provides strong lighting.



- ✓ 6 000 Lumen light volume
- ✓ Easy mounting with magnetic stripes
- ✓ Bright garage with little effort

Unpack.
Click.
Switch on.

without LED-lighting



with LED-lighting





FOR OUTSIDE: LED LIGHT BARS

With 1500 lumen per metre, our new led light bars produces effective, pleasant and continuous lighting. As the design light strip is attached to the garage lintel, upgrading of the garage can be achieved with little effort. It can be integrated conveniently into the Smart Home control system. Thus light can be switched on and off at any time via smartphone and can be dimmed as required. Optionally, the light bars can also be used without a Smart Home connection and will then be triggered via a motion detector.

- **Illumination of garage door and driveway**
- **Easy mounting with clip fastening**
- **Energy-efficient LEDs save electricity**
- **Can be integrated into Smart Home solutions**

Standard ambient lighting



with LED light bars



SECTIONAL DOOR „XL“ UP TO 6250 MM WIDTH




SMART HOME FOR SECTIONAL DOORS



Control your garage door via Smart Home

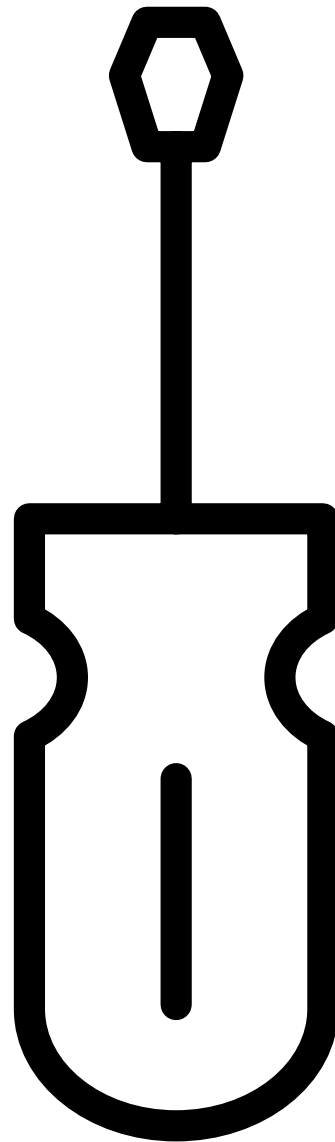

From lighting and heating control to entertainment systems: Smart Home is the trend of our time. For example, even your old garage door can be easily integrated into a Smart Home system and conveniently operated via smartphone. For a sense of well-being that starts as soon as you get home. Reliable and secure smart home solutions for the clever integration of our CarTeck garage door into your home automation. Control your operator easily and conveniently using an app or browser via smartphone, tablet or PC. From on the road or at home. All functions and activities related to your door are always conveniently available to you.



THE PLUS IN SAFETY FOR YOUR GARAGE

In addition to doors and windows, burglars often try to break in through the garage door. Therefore, burglary protection also plays an important role for garage doors. Especially if material assets are stored in the garage or if it provides direct access to the house via a connecting door, this can be attractive to burglars. As additional protection for your garage door, we now offer our certified RC 2 security equipment for more burglary protection.








Our service for your demands

Focussing on results means to us that we find matching services for our customers. We provide plenty of advice and many major or minor service packages to suit your demands and perfectly install your CarTeck garage door. We provide qualified specialist partners near you and offer service, installation, demonstrations and maintenance – all from a single source and throughout Germany.

Service. We link speed to reliability. Together with our partners we provide everything from a single source, from on-line planning to installation. We provide expert advice and always the best service during installation and maintenance.

FOR ANY INSTALLATION SITUATION – FOR NEW BUILDS OR MODERNISATIONS

- Many standard and individual dimensions to match any installation situation
- Only 120 mm required headroom (door leaf does not reduce clear passage height)
- 85 mm space required on each side
- Insertion depth depends on door site
- Shorter insertion depths possible on request thanks to shortened frame variant for manually operated doors
- Shorter insertion depths are also possible for doors with CarTeck Drive by shortening the drive rail
- Width up to 6250 mm, height up to 3000 mm





Doors with format

Regardless of your door's clear opening dimensions: CarTeck sectional doors flexibly adapt to your requirements — also for garages with very little headroom.




More space

Remove the old garage door – and then what? Our tip: opt for a modern sectional door. It requires very little space when opening and closing. Consequently, you will have more space to park in front of and inside the garage compared with up-and-over doors and will be able to park your vehicle directly in front of the door.



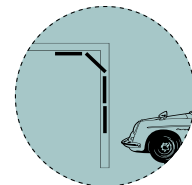

Easier parking

Modern cars are wider than the ones we drove 20 years ago, thus outdated up-and-over garage doors make it difficult to drive vehicles in and out. Damaged paintwork is often the consequence. Thanks to a CarTeck sectional door you will gain additional space on the side as there is no need for up-and-over door leverage mechanisms that will take up space.



Double the benefits

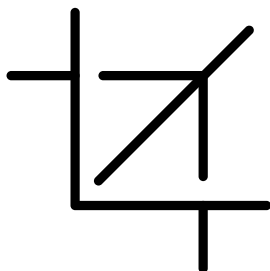
Especially with double garages, sectional doors make moving into and out of parking spaces easier and create more space to get into and out of the vehicle.





CAREFREE REFURBISHMENTS TO MEET ANY DEMANDS

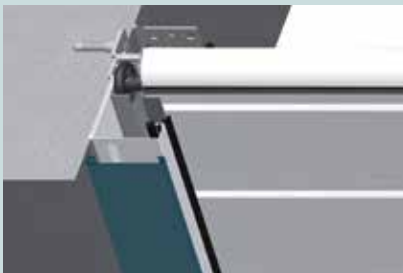
Replace your old door in a single day! Contact a certified Teckentrup specialist retailer for on-site advice, to take measurements, install the door for you and correctly dispose of the old door.





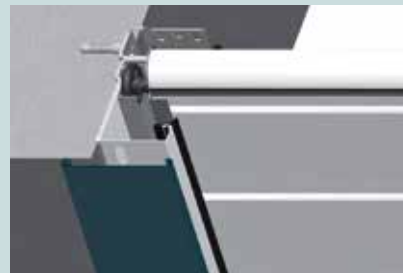
FLEXIBLE FURBISHING SOLUTIONS THANKS TO TRIM AND ATTACHMENT SETS

Regardless of the current situation on site, we offer special attachment and trim sets you can use to install your new sectional door without any issues. Our frames adapt to any situation on site, our trims between 85 and 120 mm in width cover gaps between frame and wall and our special brackets conceal crumbling masonry.



85 mm renovation casing

- Suitable for installation within the opening (no buffer necessary)
- Application of cost-efficient standard/refurbishment dimensions
- Covers gaps up to 30 mm between frame and wall



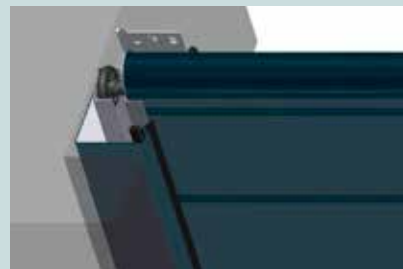
120 mm renovation casing

- Transition trim between masonry and frame
- Pre-assembled garage solution
- Application of cost-effective standard and refurbishment dimensions
- Simple installation as a result of making use of available frame bores, accurate alignment thanks to retaining profiles



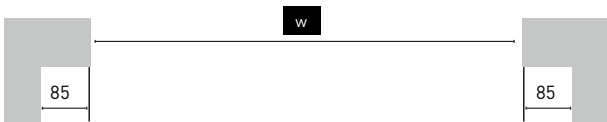
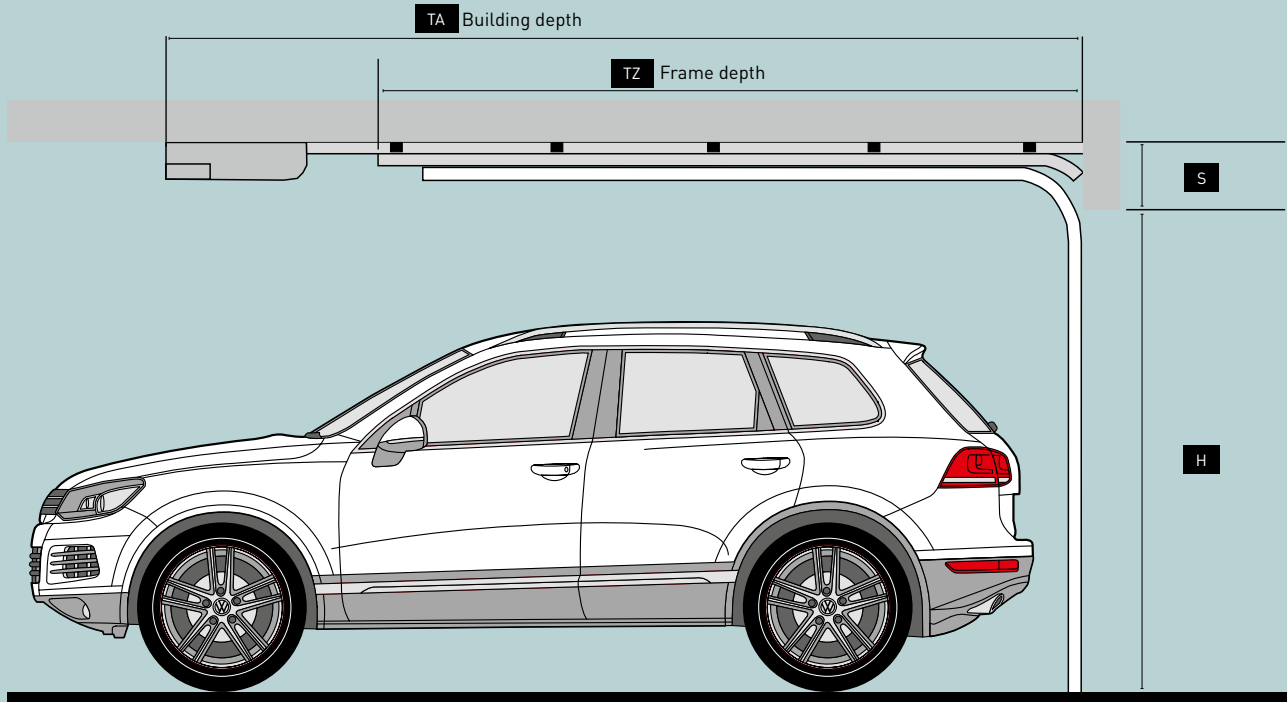
Renovation bracket

- Cost-effective and clean cover for crumbling masonry edges
- Visually appealing overall image to match the door system
- Quick and easy installation



Renovation frame

If the garage door is installed completely in the reveal, the renovation frame is the perfect solution. This frame has no holes on the visible side and can of course be supplied in the colour of your choice. There is no need to install additional frame cladding.



Clear width (= ordering dimensions) The clear width is the clearance between the completed left and right-hand opening edge. Please also consider any potentially applied plaster during planning.

h **Clear height (= ordering dimensions)** The clear height corresponds to the distance from the top edge of the finished flooring to the bottom edge of the top. Please also consider the reduced clearance as a result of installing flooring, such as screed or tarmac during planning.

Required headroom Reinforced roller brackets guarantee permanent functionality for very large doors. With 4-fold spring systems, the lintel requirement increases by 25 mm. In manually operated doors the standard required headroom is between 120 and 240 mm.

For large doors > 5500 mm, you can choose between 120 mm or 240 mm lintel variants for the standard lintel requirement.

Door sizes and installation depth without CarTeck drive (in mm)

Height (mm)																					
3000 mm	3610																				
2875 mm	3610																				
2750 mm	3610																				
2625 mm	3610	3130						3610	3130				3610	3610							
2500 mm	3130	3130																		3130	3620
2375 mm																					3495
2250 mm		2742				3130				2742				3130				2742			3370
2125 mm	2742	2617				2742				2617				2742				3130	2617	3245	
2000 mm		2479				2617				2479				2742		2617			2479	3120	
1875 mm	2416				2617				2416				2617				2416				2995
Width (mm)	2000	2250	2375	2500	2625	2750	3000	3250	3500	3750	4000	4250	4500	4750	5000	5250	5500	5750	6000	6250	

min. depth with CarTeck Drive = Ordering height +1240 mm
 min. depth with CarTeck Drive for garage doors from 5500 mm = Ordering height +1326 mm
 min. depth with CarTeck Drive pro+ = Ordering height +1000 mm
 Garage door operation from 5500 mm only with drive

On request, smaller installation depths are also possible for manually operated garage doors thanks to the shortened frame variant (not possible for garage doors > 5500 mm). Detailed installation data can be found in the price list.

CarTeck sectional door			
Installation in	Masonry, concrete, autoclaved aerated concrete, studding		
Heat insulation	0.56 W/(m²K) 40 mm Slat	0.95 W/(m²K) Door leaf only	1.48 W/(m²K) Complete door, 10 m² door surface
Wind load class	WLC 3 as per DIN EN 12424		
Ordering dimensions: width/height in mm (nominal dimensions)	W 2000 mm – 6250 mm, H 1875 mm – 3000 mm (maximum door size depends on weight)		
Minimum headroom in mm	With drive: 120 mm With manual operation and a required headroom of 240 mm: -25 mm clear height for vehicles With manual operation and a required headroom of 120 mm: -180 mm clear height for vehicles Alternatively with door stopper -80 mm clear height for vehicles		
Minimum lateral protrusion	85 mm		
Door leaf	Individual, double-walled door sections made of galvanised steel sheets, sectional building depth 40 mm, PU foam, garage door with all-round seal on four sides		
Door leaf thickness	40 mm		
Burglary resistance	Yes – TÜV-certified as per ttz directive		
Finger-pinch protection	On the inside and outside as per DIN EN 12604		
Styling	Ribbed, centre rib, no ribs, cassette		
Surfaces	<ul style="list-style-type: none"> - Inside: stucco - Standard colour on the inside: galvanised with transparent protective film - Outside: woodgrain, stucco, micro-profiled, smooth 		<ul style="list-style-type: none"> - Standard colour on the outside: Final coat in traffic white - Trend colours and RAL of your choice - Door sealed by floor seal to APTK quality standards to prevent freezing and rotting
Glazing elements	<ul style="list-style-type: none"> - Scratch-proof plastic double glazing: clear, with crystal structure and satin finish - With white polyurethane frame or aluminium light strip 		<ul style="list-style-type: none"> - 4 basic shapes: rectangle, rung, square, round (not available for any styling) - Round glazing in stainless steel frames
Special equipment	Wicket door with a low threshold (opens towards the outside)		

Side door for sectional doors		
	[1-leaf]	[2-leaf]
Installation in	Masonry, concrete, autoclaved aerated concrete walls, steel designs, studding, installation in/behind soffit possible	Masonry, concrete, autoclaved aerated concrete walls, steel designs, studding, installation in/behind soffit possible
Ordering dimensions: width/height in mm (nominal dimensions)	Overall frame dimensions: W 875 mm – 1400 mm, H 1925 mm – 2550 mm	Overall frame dimension: W 1400 mm – 2500 mm, H 1925 mm – 2300 mm
Door leaf	Made of double-wall steel slats, galvanised steel sheets	Made of double-wall steel slats, galvanised steel sheets
Door leaf thickness	40 mm	40 mm
Styling	Ribbed, centre rib, no ribs, cassette	Ribbed, centre rib, no ribs, cassette
Surfaces	<ul style="list-style-type: none"> - Inside: stucco - Outside: matches door GSW - Door sealed by floor seal to APTK quality standards to prevent freezing and rotting 	<ul style="list-style-type: none"> - Inside: stucco - Outside: matches door GSW - Door sealed by floor seal to APTK quality standards to prevent freezing and rotting
Glazing elements	<ul style="list-style-type: none"> - Scratch-proof plastic double glazing: clear, with crystal structure and satin finish) - 4 basic shapes: rectangle, rung, square, round (not available for any styling) - With white polyurethane frame or aluminium light strip - Round glazing available in stainless steel frames 	<ul style="list-style-type: none"> - Scratch-proof plastic double glazing: clear, with crystal structure and satin finish - 4 basic shapes: rectangle, rung, square, round (not available for any styling) - With white polyurethane frame or aluminium light strip - Round glazing available in stainless steel frames

Visit www.teckentrup.biz for more information and current offers





DESIGN | SECURITY | SERVICE

Made for you

Thanks to our CarTeck garage doors you will get the door you want. The combination of technology and aesthetics made to meet your individual demands. Obtain information, design and order from your specialist retailer online now.

WWW.TECKENTRUP.BIZ

We are happy to advise you.