

THE CLASSIC.

Individual CarTeck up-and-over garage door options



Teckentrup Door Solutions is your specialist for fire protection and security doors, industrial doors and garage doors. We provide solutions for HOME, PROFESSIONAL and INDUSTRIAL segments to meet our customers' requirements. We have been providing products **made in Germany** for over 80 years. and this experience is evident in each of our garage doors. Discover the many benefits of CarTeck up-and-over garage doors.

Our design approach	Page 04
Matching surfaces and structures	Page 06
Matching wicket and side doors	Page 09
Special solutions and individual designs	Page 10
Our security aspects	Page 12
New drives and accessories	Page 14
New lighting concept generates more light	Page 15
Certified quality and plenty of safety features	Page 16
Our service offers	Page 18
Dimensions and equipment at a glance	Page 20



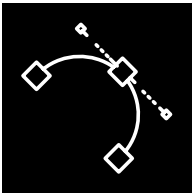


DESIGN

SECURITY

SERVICE

Teckentrup produces more than doors and gates: Teckentrup delivers solutions. Which is why we have applied three new standards to our company and our products that meet your needs: Design. Security. Service.




Design: We link functionality and aesthetics.

Because good design represents innovative technology that meets the needs of the user. Our products are opening new worlds and offer many individual design options. With us, designers and engineers work hand-in-hand from the beginning. So that intelligent ideas are just as convincing a second glance and sophisticated designs prove themselves day after day.



Security: We link systems to protection.

Our doors meet the highest requirements and are certified accordingly. We are happy to advise you on necessary standards and develop comprehensive needs-oriented safety approaches in order to protect people and valuables.



Service: We link speed to reliability.

Short paths, clear structures, everything from one source. This is the service advantage of Teckentrup. Because, from product development to installation, from the committed support of our expert advisers to professional servicing: We will be there for you right away. We are happy to make the time.

Design range caters to every demand


Link style, surface structure and colour to design garage doors with character.

Design We link functionality and aesthetics. Good design represents innovative technology to satisfy your demands. Our up-and-over doors uncover new worlds and offer many individual design options.

TRENDFARBEN



white aluminium
RAL 9006




window grey
RAL 7040




fir green
RAL 6009



anthracite grey
RAL 7016




light grey
RAL 7035



STEEL

We offer different door leaf surfaces for our steel doors. Choose from ribbed, panel or cassette styling to match your home and environment.



Vertically ribbed style



Horizontally ribbed style



Paneled style

WICKET AND SIDE DOORS

We offer a matching solution for all styles, surfaces and colours. Take the opportunity and also plan your side door or a practical wicket door.

Side door equipment

- Door leaf frames made of special hollow profiles
- Filling made of galvanised steel panels or wood
- Door filling matches door
- With four-sided circumferential buffer seal
- Special lock: PC-prepared with lever/knob
- Also as 2-leaf variant at the bottom



If there is not enough space, Teckentrup offers to integrate the door into the garage door leaf.



Side doors

If you have a second access point to your garage, you can also plan a matching side door now. We offer matching solutions for all styles, surfaces and colours. If you do not have a second access point, a wicket door may be a practical alternative as the entire door does not have to be opened each time.

SPECIAL SOLUTIONS

Whether single, double or a series of garages, our extensive design selection leaves room for individual designs and particular visual highlights.



Up-and-over door for on-site filling

We provide the frame for individual design. Our door system allows an on-site attachment of profiled slats and other fillings so building owners and planners can implement their extraordinary ideas.



Up-and-over doors can be equipped with ventilation grilles, corrugated grilles or ventilation slots.



ALWAYS SUITABLE
FOR EVERY TASTE

Certified security at all levels


Rely on added security thanks to a great package featuring many individual components. Select our innovative drives featuring many additional options to protect from burglaries or benefit from sensor-controlled ventilation options. Rely on effective LED lighting to boost your feeling of security in the garage. Benefit from anti-burglary security features, very convenient operation, high levels of durability and guaranteed quality.

Security. We link systems to protection. Our garage doors not only look secure. We go the extra mile and develop as well as integrate security concepts – always one step ahead of the requirements.



SAFE AND CONVENIENT OPERATION THANKS TO NEW DRIVE TECHNOLOGY

CarTeck DRIVE[®] Intelligent Teckentrup CarTeck garage door drives are **made in Germany** and are universally suitable for sectional doors and up-and-over doors. Thanks to optimised speed profiles they open and close quickly. The motor carriage moves along a tensioned chain so that neither friction, nor force cause any loss, as that would be the case with circulating chains.



Astonishingly efficient:
Energy-saving thanks to
<1 Watt consumption in
standby mode
(depends on model)

DISCOVER OUR NEW DOOR DRIVES AND YOUR MANY BENEFITS:

Strong safety concept:

- Automatic deactivation stops the door immediately if there are any obstructions
- Active counterpressure if the door is violently pried open

Improved operating convenience:

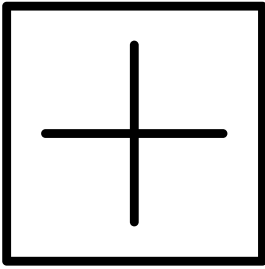
- High speed of up to 240 mm/sec
- Reduced head loss thanks to fast opening and closing

Simple installation:

- Click into the rail, no screws required
- Only one drive belt without mechanically moving parts

Optional accessories:

- Lock magnet guarantees even more security
- Intelligent control technology for numerous settings



The new Teckentrup drives convince with plenty of accessories and equipment:

- Handheld transmitter resistant to impact
- Park position laser
- Additional lighting
- Humidity sensor
- Emergency power supply
- Photocells
- Motion sensor
- Alarm buzzer

Pearl
4-channel handheld transmitter




Pearl Twin
2-channel handheld transmitter

Without LED lighting



With LED lighting



"LED" IT SHINE

The new, magnetic Teckentrup LED stripes create perfect lighting conditions in your garage. Thanks to innovative indoor LED lighting by Teckentrup your garage becomes a safe place where you can feel good. 6000 lumen light intensity guarantee bright lighting conditions in the garage and make you feel safe. The motion sensor automatically switches the light on and off to make the arrangement even more convenient. LED technology offers efficient alternatives to conventional lighting systems. Benefit from great lighting conditions and a low power consumption.



A SURE THING – TECHNICALLY MATURE

All technical details are perfectly harmonised to guarantee quiet door motion, ease of operation and reliable safety. All doors are pre-assembled ready for quick and easy installation.




We grant a 10-year warranty on all CarTeck steel up-and-over garage doors.



We grant a 5-year warranty on our drives.

Visit www.teckentrup.biz for additional information



Safety spring assembly

The safety spring assembly with 3 springs prevents fingers from being trapped between the spring coils. The load distribution over multiple springs prevents the door from closing automatically.



Quiet door motion

Plastic rollers run on guiding rails and ensure a constantly smooth motion. The optimum fit of the galvanised guiding rails enables accurate and quiet door guidance.



Smooth guide

The lever arm with a plastic bearing means zero resistance when closing the up-and-over garage door. The lever arm blocks and masonry frames are positively connected and additionally screwed. An advantage that guarantees maximum stability.



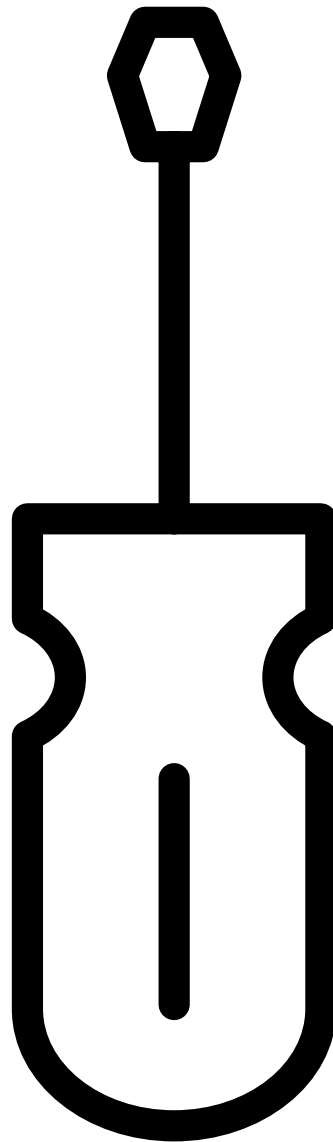

Finger pinch protection on lever arm

Standard finger pinch protection at the lever arm guarantees elements including straight-forward retrofitting on doors with electrical drive while complying with all valid safety regulations.



Anti-burglary locks

The concealed, double-sided lock ensures that the door closes safely and quietly. Once the door is closed, the locking system automatically locks to thus prevent unauthorised access.



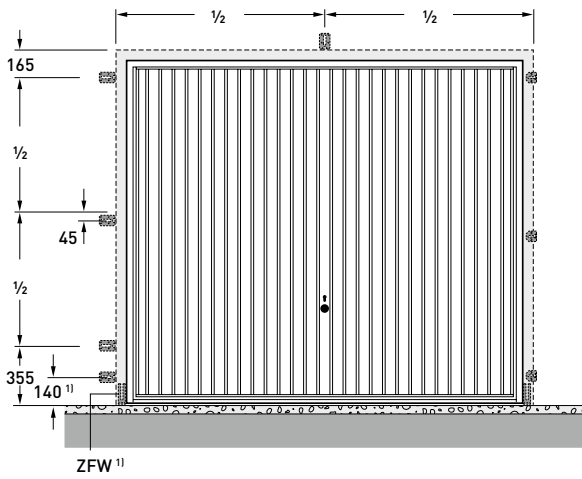


Our service for your demands

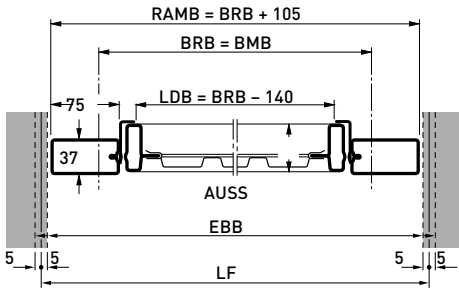
Focussing on results means to us that we find matching services for our customers. We provide plenty of advice and many major or minor service packages to suit your demands and perfectly install your CarTeck garage door. We provide qualified specialist partners near you and offer service, installation, demonstrations and maintenance – all from a single source and throughout Germany.

Service. We link speed to reliability. Together with our partners we provide everything from a single source, from on-line planning to installation. We provide expert advice and always the best service during installation and maintenance.

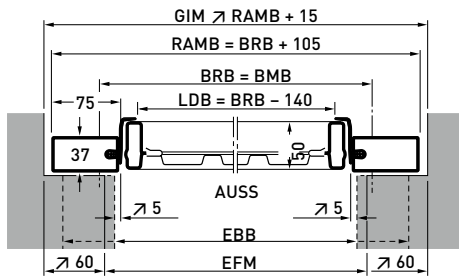
UP-AND-OVER DOOR DL



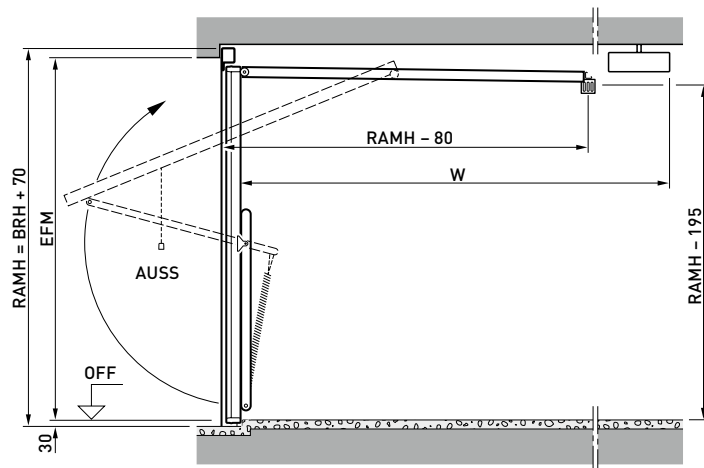
Installation behind the opening



Installation behind the opening

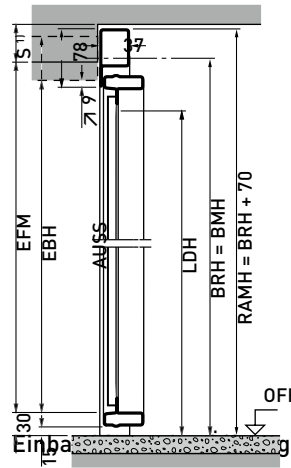


Insertion depth

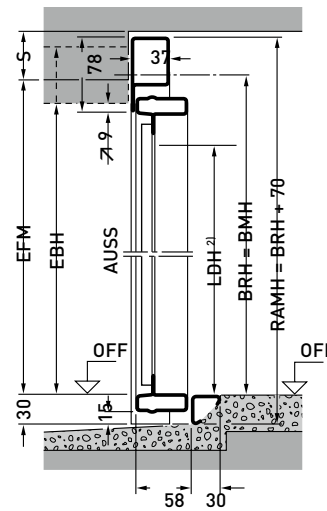


Installation behind the opening

Vertical view
Door without threshold

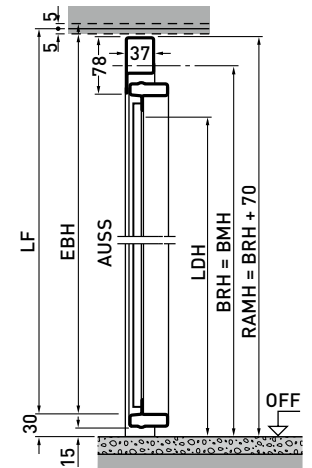


Vertical view
Door with threshold

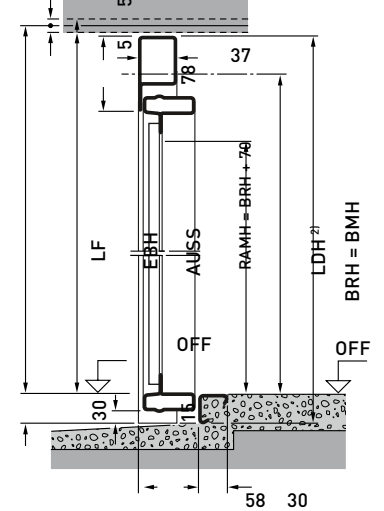


Installation in the opening

Vertical view
Door without threshold



Vertical view
Door with threshold



Standard dimensions of DL up-and-over doors

Nominal dimensions, up-and-over door	Overall frame dimension	Clear opening dimensions	Installation behind the opening		Installation within the opening, finished clearance dimension
			Installation areas, finished clearance dimension	Recommended finished clearance dimensions	
Width x Height mm	Width x Height mm	Width x Height mm	Width x Height to Width x Height mm		Width x Height mm
2250 x 1920	2355 x 1990	2110 x 1800	2215 x 1890 bis 2340 x 1950		2250 x 1920
2250 x 2000	2355 x 2070	2110 x 1800	2215 x 1970 bis 2340 x 2030		2250 x 2000
2250 x 2075	2355 x 2145	2110 x 1955	2215 x 2045 bis 2340 x 2105		2250 x 2075
2250 x 2125	2355 x 2195	2110 x 2005	2215 x 2095 bis 2340 x 2155		2250 x 2125
2375 x 1920	2480 x 1990	2235 x 1800	2340 x 1890 bis 2465 x 1950		2375 x 1920
2375 x 2000	2480 x 2070	2235 x 1880	2340 x 1970 bis 2465 x 2030		2375 x 2000
2375 x 2075	2480 x 2145	2235 x 1955	2340 x 2045 bis 2465 x 2105		2375 x 2075
2375 x 2125	2480 x 2195	2235 x 2005	2340 x 2095 bis 2465 x 2155		2375 x 2125
2375 x 2250	2480 x 2320	2235 x 2130	2340 x 2220 bis 2465 x 2280		2375 x 2250
2375 x 2375	2480 x 2445	2235 x 2255	2340 x 2345 bis 2465 x 2405		2375 x 2375
2500 x 1920	2605 x 1990	2360 x 1800	2465 x 1890 bis 2590 x 1950		2500 x 1920
2500 x 2000	2605 x 2070	2360 x 1880	2465 x 1970 bis 2590 x 2030		2500 x 2000
2500 x 2075	2605 x 2145	2360 x 1955	2465 x 2045 bis 2590 x 2105		2500 x 2075
2500 x 2125	2605 x 2195	2360 x 2005	2465 x 2095 bis 2590 x 2155		2500 x 2125
2500 x 2250	2605 x 2320	2360 x 2130	2465 x 2220 bis 2590 x 2280		2500 x 2250
2500 x 2375	2605 x 2445	2360 x 2255	2465 x 2345 bis 2590 x 2405		2500 x 2375
2500 x 2500	2605 x 2570	2360 x 2380	2465 x 2470 bis 2590 x 2530		2500 x 2500
2625 x 2125	2730 x 2195	2485 x 2005	2590 x 2095 bis 2715 x 2155		2625 x 2125
2750 x 2000	2855 x 2070	2610 x 1880	2715 x 1970 bis 2840 x 2030		2750 x 2000
2750 x 2125	2855 x 2195	2610 x 2005	2715 x 2095 bis 2840 x 2155		2750 x 2125
3000 x 2000	3105 x 2070	2860 x 1880	2965 x 1970 bis 3090 x 2030		3000 x 2000
3000 x 2125	3105 x 2195	2860 x 2190	2965 x 2095 bis 3090 x 2155		3000 x 2125

DL up-and-over garage door special dimensions from 1750 x 1875 mm to 3000 x 2375 mm. Seek to implement the recommended final dimensions in planning. All data in mm. We reserve the right to make technical changes..

Explanations

BMB	Ordering size width	
BMH	Ordering size height	
BRB	Nominal size width	
BRH	Nominal size height	
RAMB	Overall frame dimension width	
RAMH	Overall frame dimension height	
LDB	Clear passage width	
LDH	Clear passage height	
GIM	Inside garage dimension	
EFM	Recommended structural dimension	
LF	Structural opening	
FM	Structural dimension	Doors with modernisation panels The structural width may be reduced by max. 10 mm. The structural height may be reduced by max. 10 mm if fitting with a threshold. Add 30 mm to the structural dimension for doors with continuous floor (frame from OFF)
EBB	Fitting area width	
EBH	Fitting area height	
OFF	Finished floor level	
AUSS	Exterior	
W	Overall length with operator CarTeck DRIVE 500/600 CarTeck Drive500/600: 3554mm* ³⁾ CarTeck Drive 600 pro+: 3327mm* ⁴⁾	¹⁾ Depending on the door style ²⁾ LDH for door with threshold
S	Required headroom: With steel infill ∇ 50 mm Style 905, 941 ∇ 65 mm	³⁾ Calculation of the minimum insertion depth with shortened top track = order dimension-height +1240mm ⁴⁾ Calculation of the minimum insertion depth with shortened top track = order dimension-height + 1000mm

SIDE DOOR ew-1

Single-leaf with corner frame

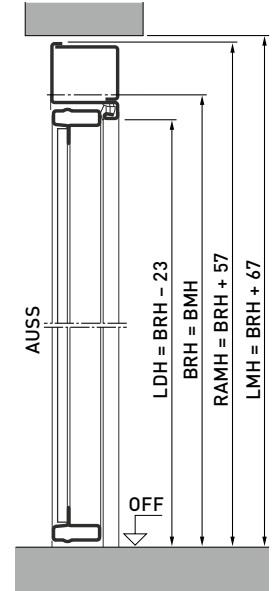
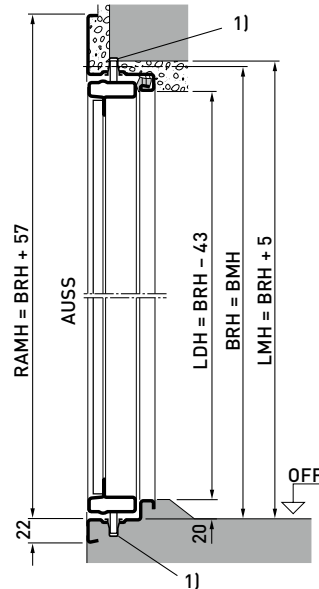
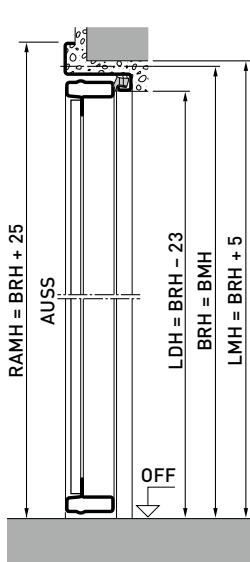
Double-leaf with corner frame

Single-leaf with 5 mm block frame

Vertical view door without threshold

Vertical view door with threshold

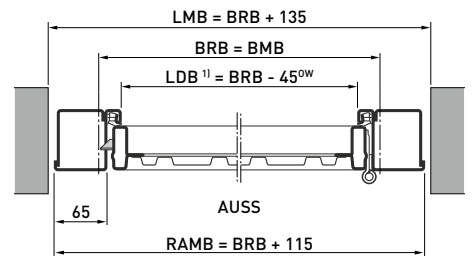
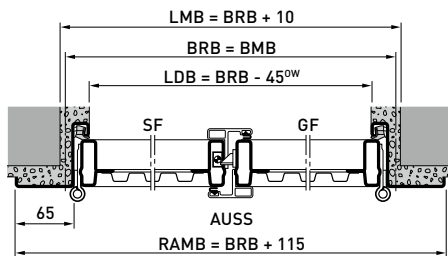
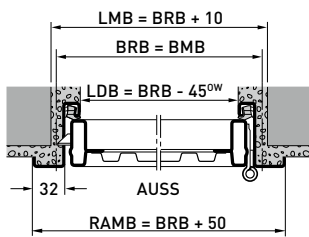
Vertical view door without threshold



Horizontal view

Horizontal view

Horizontal view



Special sizes and versions on request, max. size range (BR): 1250 × 2375 mm.

Standard sizes with steel infill and on-site infill are supplied for external fitting as standard. Internal fitting is possible by reversing the hinges. Styles with timber infill overlapping the frame are only possible with external fitting.

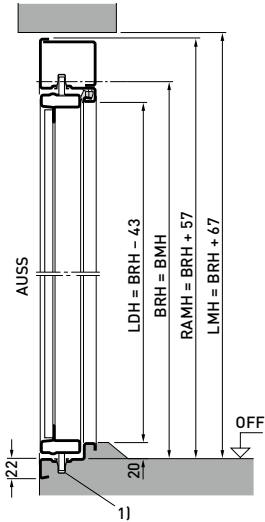
Size range for double-leaf side doors with corner frame or 65 mm block frame

Width (BRB) 1300 bis 2500 mm
Height (BRH) 1750 bis 2250 mm

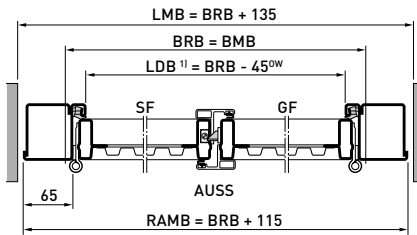
As standard delivered for external fitting, traffic leaf on right-hand side, state on order if internal fitting or traffic leaf on left-hand side is required!

Double-leaf with 65 mm block frame

Vertical view door with threshold

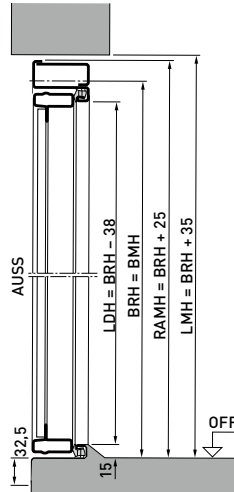


Horizontal view

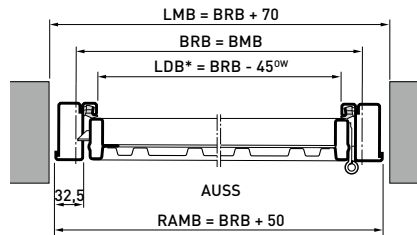


Single-leaf with 32 mm block frame

Vertical view door with threshold

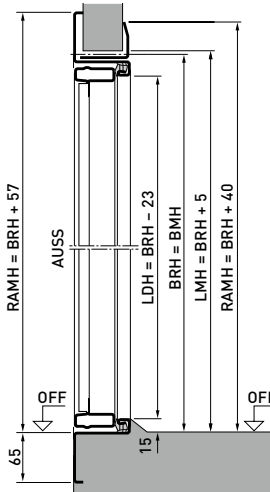


Horizontal view

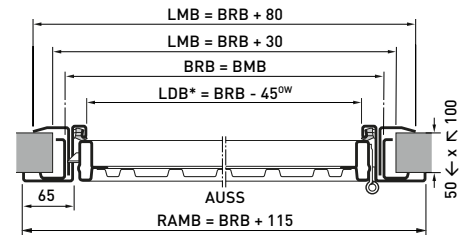


Single-leaf with clamp-on frame

Vertical view door with threshold

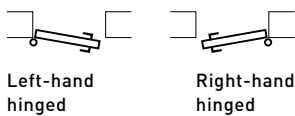


Horizontal view

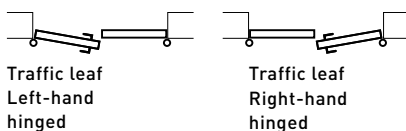


Fitting variants side doors

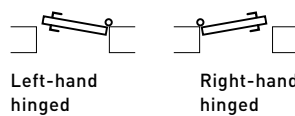
External fitting opening outwards
Single-leaf



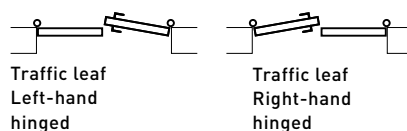
Double-leaf



Internal fitting opening inwards
Single-leaf



Double-leaf



Please note:

With doors fitted on the inside, the threshold angle or transport angle must always be removed and a water run-off to the outside must be provided. Doors on the weather side are preferably fitted externally.

Dimensions in mm

Explanations

- BMB Ordering size width
- BMH Ordering size height
- BRB Nominal size width
- BRH Nominal size height
- LMB Structural opening width
- LMH Structural opening height
- RAMB Overall frame dimension width
- RAMH Overall frame dimension height
- LDB Clear passage width
- LDH Clear passage height

The clear passage width is reduced if the opening angle is less than 180°.

- OFF Finished floor level
- AUSS Exterior
- OW Opening angle 180°
- SF Fixed leaf
- GF Traffic leaf

¹⁾ Recess on-site in the area of the U-shaped latch in rebate
²⁾ LDH for side door without threshold, single-leaf + 15 mm, double-leaf + 20 mm



DESIGN | SECURITY | SERVICE

Made for you

Thanks to our CarTeck garage doors you will get the door you want. The combination of technology and aesthetics made to meet your individual demands. Obtain information, design and order from your specialist retailer online now.

WWW.TECKENTRUP.BIZ

We are happy to advise you.

TECKENTRUP
DOOR SOLUTIONS