


## FIRE BRIGADE.

Secure fire protection doors for any location





### **Performance promise and service standards**

Design | Sicherheit | Service

Seite 04 – 09

### **Fire protection doors**

Fire protection sliding door „62 FST“ EI<sub>2</sub>30

Seite 14 – 15

Fire protection sliding door „62 FST“ EI<sub>2</sub>90

Seite 16 – 17

### **Multi purpose doors**

Steel sliding door dw 62-1/2 „Teckentrup MST“

Seite 18 – 19

### **Design variety**

Doors, colours and glazing

Seite 20 – 23

### **Security aspects**

Planning tools, technical data

Seite 26 – 27

MADE  
IN  
GERMANY



# TECKENTRUP DOOR SOLUTIONS

Whether it's development, production or distribution, whether it's about the entire whole or about a small detail, for us, everything revolves around the decisive question: **WHAT IS THE SOLUTION FOR YOU?**

Because we are the specialist for fire protection, smoke protection, sound insulation and security doors, for industrial sectional doors, rolling shutters, folding doors, sliding doors and garage doors.

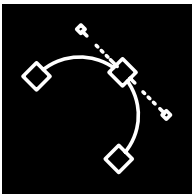
And we are **"Made in Germany"**. For more than 80 years, we have developed and produced our products exclusively in Germany. More than 900 employees at our locations in Verl and Großzöberitz create our high-quality products for you. All processes, from supply to production to commissioning and delivery, are based on the DIN EN ISO 9001 quality management system.

DESIGN

SECURITY

SERVICE

Teckentrup produces more than doors and gates: Teckentrup delivers solutions. For that reason we have applied three new standards to our company and our products which meet your needs: Design. Security. Service.




**Design:** We link functionality and aesthetics.

Because good design represents innovative technology that meets the needs of the user. Our products are opening new worlds and offer many individual design options. With us, designers and engineers are working hand-in-hand from the beginning. So that intelligent ideas are just as convincing at the second glance and sophisticated designs prove themselves day after day.



**Security:** We link systems to protection.

Our doors meet the highest requirements and are certified accordingly. We are happy to advise you on necessary standards and develop comprehensive needs-oriented safety approaches in order to protect people and valuables.



**Service:** We link speed to reliability.

Proximity, clear structures, everything from one source. This is the service advantage of Teckentrup. Because from product development to installation, from the committed support of our expert advisers to professional servicing: we will be there for you right away. We are happy to make the time.



# BUILDING EXPERTISE FROM ONE SOURCE


Large construction projects are faced with enormous cost pressure. This is why all of our products are embedded in an approach for process optimisation. We count on holistic service – from planning to installation to operating our folding doors. We can support you with consultation and planning services, we provide just-in-time deliveries if required, we place great emphasis on easy installation and we are also there to help you at any time during the construction phase by providing solutions at short notice. Therefore, you can rest assured that you receive the right solution for all of your project's requirements.

---

## OUR SERVICES FOR YOU

Secure clear efficiency advantages for yourself in every project phase:

- Comprehensive project and product consulting for each of your projects
- Standardised technological platform with sophisticated installation materials
- Tender documents and technical drawings to develop your tender



More information at [www.teckentrup.biz](http://www.teckentrup.biz)

# COMPREHENSIVE SERVICE

**We provide custom solutions and comprehensive service to our customers, from project planning to installation to operating our doors. Take a look for yourself.**

## **WEISENBURGER-ZENTRALE, KARLSRUHE (GERMANY)**

With around 11,000 square metres of space, seven floors, cafeteria, fitness studio and underground car park, an innovative working environment has been created that impresses with its characteristic architectural language. The building which is dominated by the materials concrete and glass, presents itself in a clear cubature that is typical for its responsible architect Tadao Ando. Known as the "master of minimalism", he predominantly uses exposed concrete for his buildings. This requires the highest quality in terms of materiality, surfaces and design.

The associated fire protection concept also follows this design approach. Thus, the selection of doors and gates combine fire protection and functionality in a sophisticated design.







The Teckentrup 62 FST EI<sub>2</sub>90 sliding fire doors provide effective protection against fire and smoke and blend harmoniously into the architectural language with their discreet industrial look. In the storage area of the open doors, a facing shell was mounted after the door installation.

This recess in the wall makes the doors almost invisible when open. Special challenges were the ceiling recesses in the exposed concrete for the concealed running gears, the steel substructures in F90 quality and the threshold-free wicket doors with panic function. With 1,200 mm × 2,100 mm, these provide a fast and reliable escape route for passenger traffic even when the door is closed in an emergency.

# ROBUST, SECURE AND PROTECTIVE

## **Fire protection doors.**

Teckentrup has been providing tried and tested fire protection for years. As early as in 1974, Teckentrup was granted approval for the first fire protection sliding door in Germany. Since then the tried and tested as well as permanently enhanced range of fire protection doors features solutions for all eventualities as per the specified building situation or individual demands. First-class materials and precise workmanship guarantee quality, reliability and a long service life. Simple control and reliable door operation are guaranteed thanks to cutting-edge drive and control systems.

Developed in accordance with the latest EN 16034 product standard, the EI<sub>2</sub>30 and EI<sub>2</sub>90 sliding fire doors meet the highest safety requirements while offering an attractive appearance. Their tubular running system makes them particularly easy to maintain and smooth-running. With the installation variant of the fire protection sliding door as a blunt wall inlet, the sliding door does not require an inlet, leaving the wall completely undamaged. Without an entry profile and with an optional concealed storage area, the doors can be integrated almost invisibly into rooms. Since the guide roller is screwed to the counter-entry, the position is predetermined and installation errors are reduced. Both the sliding fire door EI<sub>2</sub>30 and the sliding fire door EI<sub>2</sub>90 are available in different versions, although their 1-leaf version is particularly space-saving.

## EI<sub>2</sub>30/EI<sub>2</sub>90 sliding doors



## Multi purpose doors



Sliding gates are always required where different areas are to be separated from each other and which are frequented by people or hallway vehicles. They are also a welcome alternative to industrial sectional doors when there is little space in the lintel and a lot of space on the side. Our multi-purpose sliding door is available as a 1-leaf or 2-leaf version for installation situations with and thanks to its variety of sizes (500 to 8500 mm width, 1500 to 6000 mm height) it is suitable for the most 6000 mm height) for a wide variety of installation situations. For easier passage, the multi-purpose sliding door can also be ordered with a threshold-free wicket door.

# FAST BEAUTIFUL SLIDING DOORS

Our sliding gate has never been so easy and quick to install. Because by reducing the average weight per unit area the individual attachment points and the attachment parts, the assembly time is also reduced by up to 15 %.

**Another plus point: the smaller space required from the intake to the storage area.**





### Aesthetics in detail

- Running track / add-on parts are visually clean concealed
- Concealed door technology due to tubular track system
- No visible screw connections in the EI<sub>2</sub>30 version thanks to mushroom head system
- Internal damper



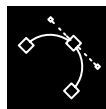
### Lower door guide

- Height-adjustable lower door guide profile enables compensation up to 30 mm (e.g. in the event of floor or lowering of the floor)
- Non-visible floor guide rollers without floor bolting



### Freewheel function

- Dead easy to open and close without great effort
- After being pushed open once, the the hold-open system is activated, the the closing weight is decoupled and the the door can be easily moved into any desired position
- When the hold-open system is activated the door is automatically automatically from any position



### Strong design

- Large range of RAL colours
- Attractive appearance
- With wicket door and glazing
- No visible screw connections on the door leaf
- Flush glazing
- High-quality door appearance due to complete panelling
- Variable door entry at the front - also without entry profile



### Strong security

- Increased stability of individual elements
- Slopes and inclines where the door opens can be compensated for via the adjustable bottom profile
- Certified fire-resistant and smoke-proof characteristics



### Strong service

- Reduced assembly time: up to 15 % savings due to less weight as well as a multitude of different assembly options.
- Smoke seal and castors pre-assembled
- Variable mounting as ceiling or wall mounting with threaded pin
- Sophisticated technical details speed up the installation process considerably the installation process



# FIRE-RESISTANT STEEL SLIDING DOOR

## FIRE-RESISTANT SLIDING DOOR „62 FST“ EI<sub>2</sub>30

- 1-LEAF AND 2-LEAF
- WITH CE-LABELLING
- OPENS TOWARDS THE RIGHT OR LEFT
- NEW: VARIABLE DOOR ENTRY AT THE FRONT - WITHOUT ADDITIONAL WALL MOUNTING AND ENTRY PROFILE
- OPTIONALLY WITH WICKET DOOR
- OPTIONALLY WITH GLAZING
- WITHOUT VISIBLE ELEMENT CONNECTION

### Installation in

#### Guiding rail

- Concrete at minimum 140 mm
- Masonry in storage area only at minimum 175 mm
- Clad F60-A steel beams

#### Lateral Walls

- Concrete at minimum 140 mm
- Masonry at minimum 175 mm
- Autoclaved aerated concrete walls at minimum 200 mm  
For reinforced autoclaved aerated concrete panels at minimum 175 mm
- Clad F60-A steel beams

### Size range

#### Fire protection dimensions:

Width: 500–8500 mm  
Height: 1500–6000 mm

#### Dimensions smoke protection:

Width: 1000–7000 mm  
Height: 2000–4500 mm

Larger gates on request

### Door leaf

Double-walled individual elements  
(number depends on opening width)

- Door leaf thickness: 62 mm
- Metal sheet thickness: 1,0 mm
- Insulation: Mineral fibre and gypsum board panels
- Element weight: approx. 28 kg/m<sup>2</sup>

### Surface

Galvanised door leaf and door seal

#### Special Equipment

- Priming (similar to RAL 9002)
- Stainless steel version
- RAL of your choice

### Glazing (optional)

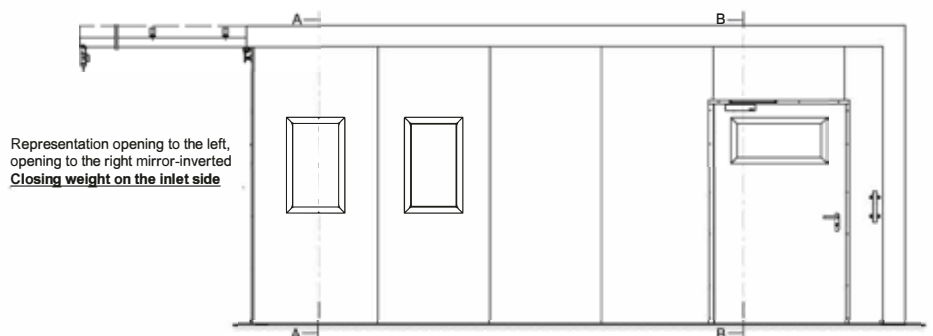
#### For door leaf and wicket door

- "Promaglas 30" fire protection glass
- 17 mm thick with steel glazing beads
- Without visible screws and almost flush
- Width max. 594 mm,  
Height max: 1026 mm (door leaf)
- Width max: 1026 mm,  
Height max: 444 mm (wicket door)

### Available versions

- EI<sub>2</sub>30-C<sub>2</sub>-S<sub>a</sub>  
fire protection sliding door 1lf.\*
- EI<sub>2</sub>30-C<sub>2</sub>-S<sub>a</sub>  
fire protection sliding door 2lvs.
- EI<sub>2</sub>30-C<sub>2</sub>-S<sub>200</sub>  
fire protection sliding door 1lf.\*
- EI<sub>2</sub>30-C<sub>2</sub>-S<sub>200</sub>  
fire protection sliding door 2lvs.

\* Optional door version also available in C5



**Fire-resistant**  
as per EN 1634-1



**Smoke-proof**  
as per EN 1634-3

**TECKENTRUP**  
DOOR SOLUTIONS





# FIRE-PROOF STEEL SLIDING DOOR

## FIRE-PROOF SLIDING DOOR „62 FST“ EI<sub>2</sub>90

- 1-LEAF AND 2-LEAF
- WITH CE-LABELLING
- OPENS TOWARDS THE RIGHT OR LEFT
- OPTIONALLY WITH WICKET DOOR
- OPTIONALLY WITH GLAZING
- DOOR ELEMENTS NO LONGER HAVE TO BE SEALED
- FASTER ASSEMBLY THANKS TO ELIMINATION OF THREADED RODS

### Installation in

#### Guiding rail

- Concrete at minimum 140 mm
- Masonry in storage area only at minimum 175 mm
- Clad F90-A steel beams

#### Lateral Walls

- Concrete at minimum 140 mm
- Masonry at minimum 175 mm
- Autoclaved aerated concrete walls at minimum 200 mm  
For reinforced autoclaved aerated concrete panels at minimum 175 mm
- Clad F90-A steel beams

### Size range

#### Fire protection dimensions:

Width: 500–8500 mm  
Height: 1500–6000 mm

#### Dimensions smoke protection:

Width: 1000–7000 mm  
Height: 15000–4500 mm

Larger gates on request

### Door leaf

Double-walled individual elements  
(number depends on opening width)

- Door leaf thickness: 62 mm
- Metal sheet thickness: 1,0 mm
- Insulation: Mineral fibre and gypsum board panels
- Element weight: approx. 46 kg/m<sup>2</sup>

### Surface

Galvanised door leaf and door seal

#### Special Equipment

- Priming (similar to RAL 9002)
- Stainless steel version
- RAL of your choice

### Glazing (optional)

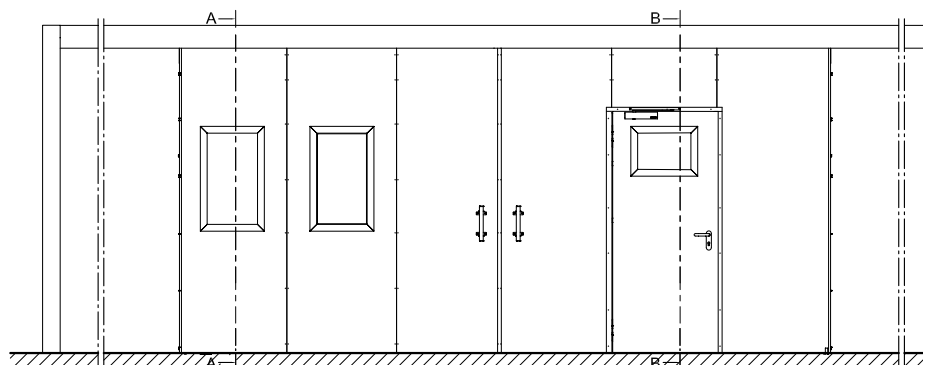
#### For door leaf and wicket door

- "Promaglas F1-90" fire protection glass
- 38 mm thick with steel glazing beads
- Without visible screws and almost flush
- Width max. 600 mm,  
Height max. 1032 mm (door leaf)
- Width max. 946 mm,  
Height max. 412,5 mm (wicket door)

### Available versions

- EI<sub>2</sub>90-C<sub>2</sub>-S<sub>a</sub>  
fire protection sliding door 1lf.\*
- EI<sub>2</sub>90-C<sub>2</sub>-S<sub>a</sub>  
fire protection sliding door 2lvs.
- EI<sub>2</sub>90-C<sub>2</sub>-S<sub>200</sub>  
fire protection sliding door 1lf.\*
- EI<sub>2</sub>90-C<sub>2</sub>-S<sub>200</sub>  
fire protection sliding door 2lvs.

\* Optional door version also available in C5



**Fire-resistant**  
As per EN 1634-1



**Smoke-proof**  
As per EN 1634-3

**TECKENTRUP**  
DOOR SOLUTIONS



TECKENTRUP  
DOOR SOLUTIONS

# STEEL SLIDING DOOR DOUBLE-WALLED

## DW 62-1/2 „TECKENTRUP MST“

- 1-LEAF AND 2-LEAF
- OPENS TOWARDS THE RIGHT OR LEFT
- OPTIONALLY WITH WICKET DOOR
- OPTIONALLY WITH GLAZING
- WITHOUT VISIBLE ELEMENT CONNECTION
- OPTIONAL WITH CLOSING WEIGHT

### Installation in

#### Guiding rail

- Concrete at minimum 140 mm
- Masonry in storage area only at minimum 175 mm
- Clad F60-A steel beams

#### Lateral Walls

- Concrete at minimum 140 mm
- Masonry at minimum 175 mm
- Autoclaved aerated concrete walls at minimum 200 mm  
For reinforced autoclaved aerated concrete panels at minimum 175 mm
- Clad F60-A steel beams

### Size range

Width: 500–8500 mm  
Height: 1500–6000 mm

Doors up to BRM 8 850 × 7 125 mm on request

### Door leaf

Double-walled individual elements (number depends on opening width)

- Door leaf thickness: 62 mm
- Metal sheet thickness: 1,0 mm
- Insulation: Mineral fibre and gypsum board panels
- Element weight: approx. 28 kg/m<sup>2</sup>

### Surface

Galvanised door leaf and door seal

#### Special Equipment

- Priming (similar to RAL 9002)
- Stainless steel version
- RAL of your choice

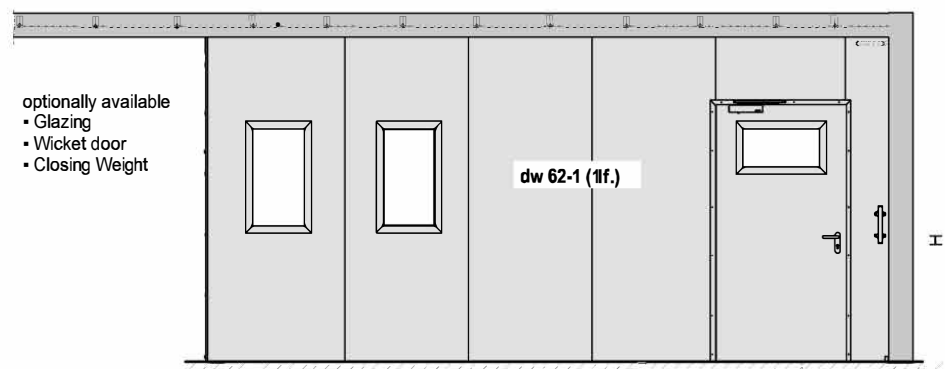
### Glazing (optional)


For door leaf and wicket door

- "Promaglas 30" fire protection glass
- 17 mm thick with steel glazing beads
- Without visible screws and almost flush
- Width max. 594 mm,  
Height max: 1026 mm (door leaf)
- Width max: 1026 mm,  
Height max: 444 mm (wicket door)

### Available versions

- dw 61-1 „Teckentrup MST“ steel sliding door
- dw 61-2 „Teckentrup MST“ steel sliding door





# AESTHETIC APPEARANCE

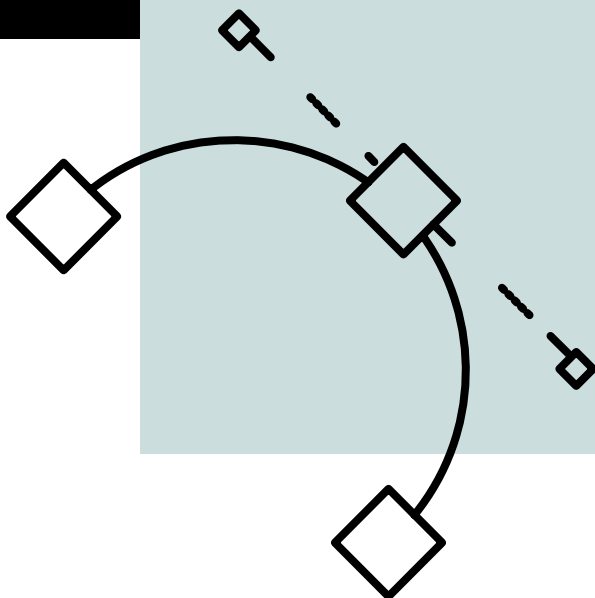
**There are no shortcomings in the design either:**

Our fire protection doors are available with a number of designs and will match the architectural aesthetics of any building.

**Choose from numerous design options:**

whether it's colours, glazing, wicket door or side door, you will find the right solution that fits your requirements here.

Thanks to their appealing styling in contemporary design our fire protection doors are always an eye-catcher.





## Wicket doors

Wicket doors can also optionally be integrated into the fire protection sliding doors. In this process the smooth, even styling allows perfect integration into the door system. Wicket doors are delivered without threshold as standard.

### Additional facts about the wicket door:

- Installation between two door leaf elements
- Extreme width up to 1200 mm: Lichte  
Clearance dimensions: 750 x 1800 (max; 1200 x 2100)
- Thresholdless
- 170° opening angle
- Very easy to install (thin rebate)
- Mushroom lock
- Concealed 3D hinges
- Also suitable for escape and emergency routes
- Insulation: mineral fibre and gypsum board panels
- Metal sheet thickness/door leaf thickness depends on door
- Fitting: 2 units of three-part 3D hinges, mortice lock with knob as per DIN 18250, prepared for pz with special, black lever handle set, sliding rail door closer as per DIN EN 1154
- Special equipment:
  - 45 + 30 mm profiled cylinder
  - Panic lock
  - Optionally with glazing



## Side entrances

Side entrances for persons are common on the sides of the sectional doors. We offer an ample range of fire protection doors to also meet fire protection requirements in this respect.



## Glazing

Benefit from additional light thanks to optional glazing in the sliding or sectional door. We use corresponding fire protection glass for glazing elements. Glazing optionally available in the door leaf as well as sliding door wicket doors.



## Colours

Our RAL colour range will optionally give you plenty of design options to visually integrate fire protection doors into existing building architecture.




## Stainless steel

EI<sub>2</sub>30 and EI<sub>2</sub>90 sliding doors are also available in stainless steel versions and consequently not only meet high design demands, but also requirements in particularly hygienic environments (e.g. in food processing).

# GREATEST SECURITY FOR MANY APPLICATIONS

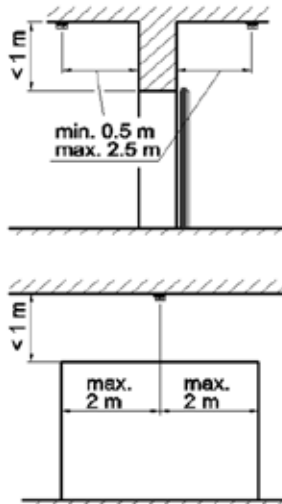
The tried and tested security functions of our fire protection doors meet today's requirements for reliable operation of an integrated system. From the durability of all materials to speed while opening, our doors provide a high degree of security. At Teckentrup, the drive, control system and operating elements form a complete unit that is optimally matched to the corresponding doors and their applications. Solutions for manual drive-operated doors are available depending on the requirements. Teckentrup fire protection doors have been tested as per EN 1634-1 (DIN 4102-5).



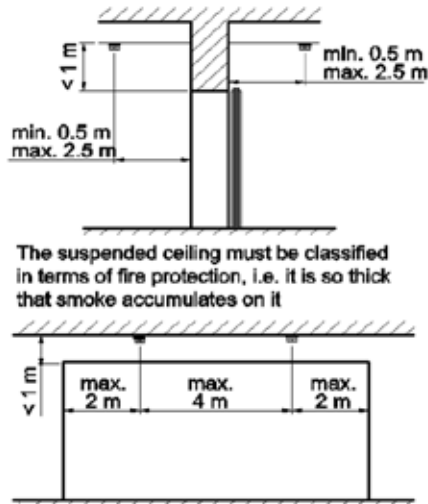




# PLANNING SUPPORT FOR ARRANGEMENT OF SMOKE SWITCHES FOR FIRE PROTECTION DOORS

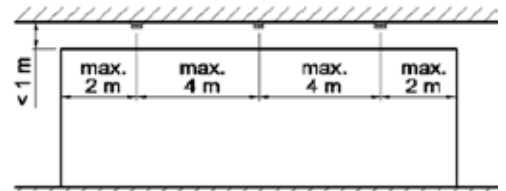


**Case 1:**  
Opening width  $\leq 4$  m and  
lintel height both-sided  $< 1$  m.  
2 smoke detectors  
mounted to the ceiling.

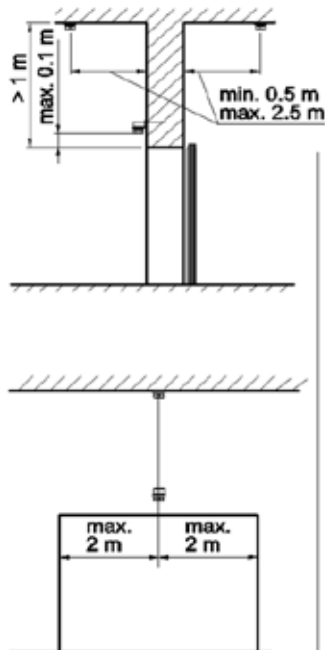


**Case 2:**  
Opening width  $> 4$  m and  $\leq 8$  m  
Lintel height both-sided  $< 1$  m  
4 smoke detectors mounted to the ceiling.

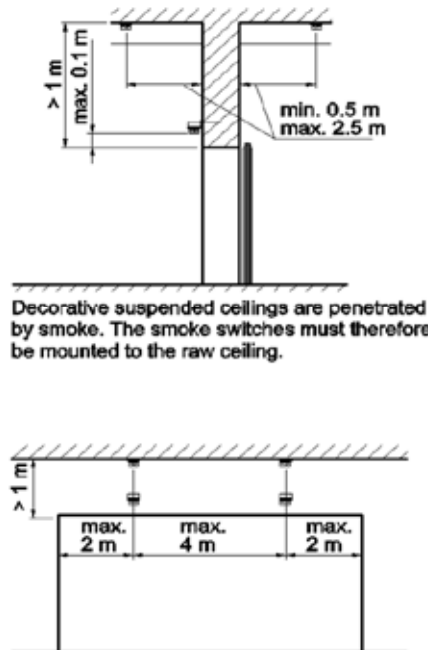
For a jointless suspended ceiling classified in terms of fire protection, you must select the lintel height which reaches the lower edge of the suspended ceiling. For an open suspended ceiling not classified in terms of fire protection, the lintel height to the lower edge of the concrete ceiling is binding.



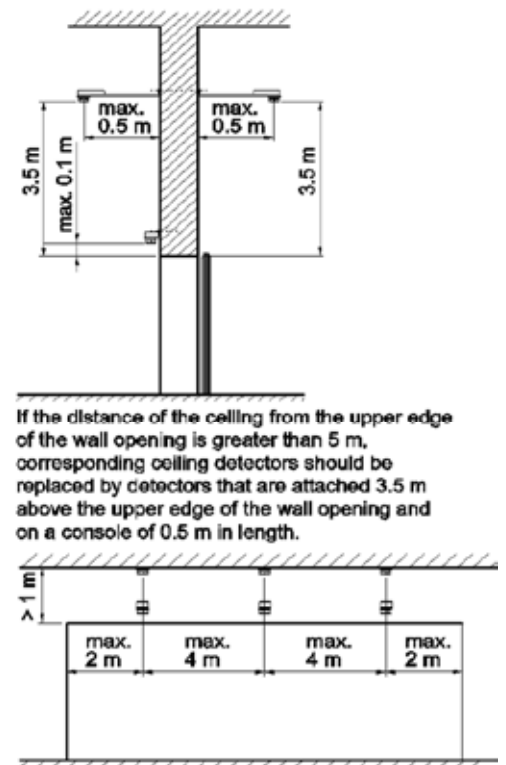
**Case 3:**  
Opening width  $> 8$  m  
Lintel height both-sided  $< 1$  m  
6 smoke detectors mounted to the ceiling.



**Case 4:**  
Opening width  $\leq 4$  m and  
Lintel height single or  
both-sided  $> 1$  m  
3 smoke detectors  
2 of which are mounted  
on the ceiling and  
1 in front of the lintel.



**Case 5:**  
Opening width  $> 4$  m and  $\leq 8$  m  
Lintel height single or both-sided  $> 1$  m  
6 smoke detectors, 4 of which are mounted  
to the ceiling and 2 in front of the lintel.



**Case 6:**  
Opening width  $> 8$  m  
Lintel height single or both-sided  $> 1$  m  
9 smoke detectors, 6 of which are mounted  
on the ceiling and 3 in front of the lintel.

Decorative suspended ceilings are penetrated by smoke. The smoke switches must therefore be mounted to the raw ceiling.

If the distance of the ceiling from the upper edge of the wall opening is greater than 5 m, corresponding ceiling detectors should be replaced by detectors that are attached 3.5 m above the upper edge of the wall opening and on a console of 0.5 m in length.

■ = Standard ▲ = Optional

Main qualification		Fire protection sliding doors		
DOOR DESIGNATION		„Teckentrup 62 FST“ EI <sub>2</sub> 30	„Teckentrup 62 FST“ EI <sub>2</sub> 90	„Teckentrup MST“ dw 62
Product on pages		15	17	19
<b>ADDITIONAL QUALIFICATIONS WITH APPROPRIATE EQUIPMENT</b>				
Smoke-proof as per DIN 18095/EN 1634-3		■	■	-
<b>DOOR LEAF</b>				
Leaf thickness (mm)		62	62	62
Metal sheet thickness (mm)		1,0	1,0	1,0
Glazing		▲	▲	▲
Door leaf weight		28 kg (Average per m <sup>2</sup> )	46 kg (Average per m <sup>2</sup> )	28 kg (Average per m <sup>2</sup> )
Opening direction		Opening to the left or right		
Mechanic		Manual operation / opening aid / freewheel		
Installation		Lintel or ceiling mounting		
Lower guide		Height-adjustable (optional)		
<b>WALL TYPES</b>				
Guiding rail area	Masonry	■	■	■
	Concrete	■	■	■
	Clad steel beams	■	■	■
Lateral walls	Masonry	■	■	■
	Concrete	■	■	■
	Autoclaved aerated concrete slabs	■	■	■
	Reinforced autoclaved aerated concrete panels	■	■	■
	Clad steel beams	■ (F60-A)	■ (F90-A)	■
<b>SURFACE</b>				
Galvanised		■	■	■
Primed as per RAL 9002 (optional)		▲	▲	▲
RAL of your choice (optional)		▲	▲	▲
Stainless steel (optional)		▲	▲	▲
<b>WICKET DOOR</b>				
Wicket door (optional)		▲	▲	▲
<b>NOMINAL DIMENSION (MM)</b>				
Width	At minimum	500	500	500
	At maximum	8500	8500	8500 <sup>1)</sup>
	At maximum (with smoke protection)	7000	7000	-
Height	At minimum	1500	1500	1500
	At maximum	6000 <sup>1)</sup>	6000 <sup>1)</sup>	6000 <sup>1)</sup>
	At maximum (with smoke protection)	4500	4500	-

<sup>1)</sup> Larger on request



DESIGN | SECURITY | SERVICE

Professional solutions

We provide customised solutions for your individual requirements. With our fire protection doors, you can count on more design, security and service.

[WWW.TECKENTRUP.BIZ](http://WWW.TECKENTRUP.BIZ)

We are happy to help.