



## Teckentrup single and double-leaf swing door

optionally with glazing

### Text example:

Teckentrup swing door with honeycomb core, single-leaf door element, door leaf stainless steel with marbled/240 grain size finish, 40 mm thick with corner frame made of stainless steel, 2 mm thick, with seal retainer made of special aluminium profiles, drive lock, swing door hinges on both sides.

„Teckentrup“ or equivalent.

Compile and tender according to requirements. Please refer to technical data below for respective details. Updated 1. April 2018

### Technical data

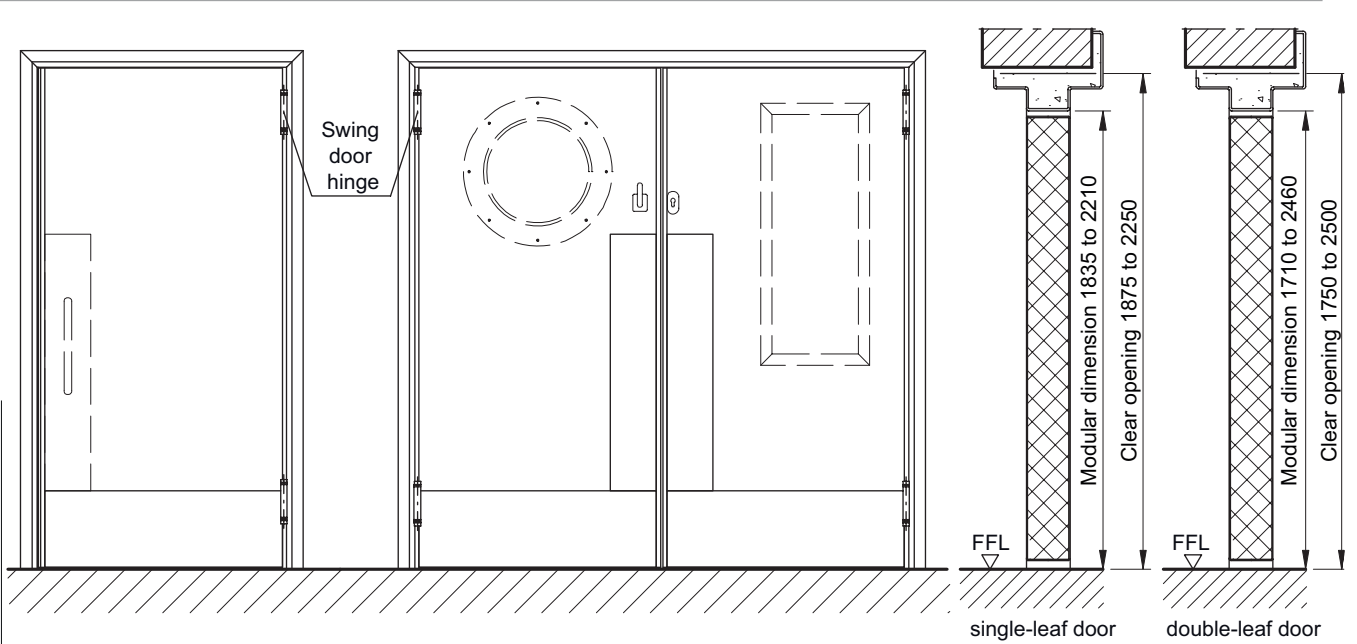
<b>Product:</b>	<b>Teckentrup swing door</b>								
<b>Installation in:</b>	<ul style="list-style-type: none"> <li>▪ Masonry</li> <li>▪ Concrete</li> <li>▪ Lightweight construction wall</li> </ul>								
<b>Dimensions</b>	<table style="width: 100%; border-collapse: collapse;"> <tr> <td style="padding-right: 10px;">Single-leaf width:</td> <td style="text-align: right;">750 - 1250 mm</td> </tr> <tr> <td style="padding-right: 10px;">height:</td> <td style="text-align: right;">1875 - 2250 mm</td> </tr> <tr> <td style="padding-right: 10px;">Double-leaf width:</td> <td style="text-align: right;">1500 - 2500 mm</td> </tr> <tr> <td style="padding-right: 10px;">height:</td> <td style="text-align: right;">1750 - 2500 mm</td> </tr> </table>	Single-leaf width:	750 - 1250 mm	height:	1875 - 2250 mm	Double-leaf width:	1500 - 2500 mm	height:	1750 - 2500 mm
Single-leaf width:	750 - 1250 mm								
height:	1875 - 2250 mm								
Double-leaf width:	1500 - 2500 mm								
height:	1750 - 2500 mm								
<b>Type of handing</b>	DIN right or DIN left								
<b>Door leaf</b>	Hot dip galvanised thin metal sheet or marbled stainless sheet steel, V2A 1.4301 240 grain size Leaf thickness: 40 mm Isolation: With honeycomb core								
<b>Frame</b>	Hot-dip galvanized thin metal sheet or stainless sheet steel marbled/240 grain size Door leaf thickness: 40 mm Insulation: Honeycomb core								
<b>Surface</b>	<ul style="list-style-type: none"> <li>▪ Galvanized and prime coated door leaf/frame,- similar to RAL 9002 (grey white)</li> <li>▪ Stainless steel version</li> </ul>								
<b>Fittings</b>	Swing door hinges on both sides								
<b>Seal:</b>	Seal retainers made of special aluminium Profiles Hinge area: vertical EPDM sealing lip Lock area: soft groove-mounted seal, grey, vertical								
<b>Glazing</b>	Laminated safety glass (VSG) 6 mm with aluminium strips Up to 0.5 m <sup>2</sup> (window size) Round glazing (VSG) C. o. Ø 400 mm with stainless glass-holding strip								
<b>Sonderausstattungen</b>	<ul style="list-style-type: none"> <li>▪ Aluminium pull handle L= 350 mm (one-sided) incl. attachment equipment</li> <li>▪ Drive lock for profile cylinder retainer with 2 locking rods (galvanized steel)</li> <li>▪ Sliding bolt with concealed sliding bolt bars with lateral pivoting handle (Fuhr)</li> <li>▪ Fuhr lockable, prepared for profile cylinder 30.5</li> </ul>								

	Ordering dimensions/ Modular dimensions width x height	Clear opening dimensions width x height
<b>Standard sizes</b>	750 x 1875	1500 x 1750
	875 x 2000	2000 x 2000
	1000 x 2000	2125 x 2125
	1125 x 2125	2250 x 2250
	1250 x 2250	2500 x 2500



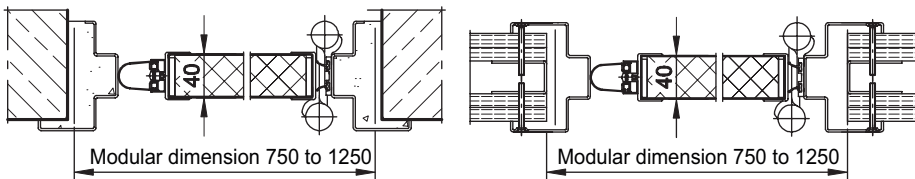
# Teckentrup single and double-leaf swing door

optionally with glazing



Single-leaf swing door with corner frame

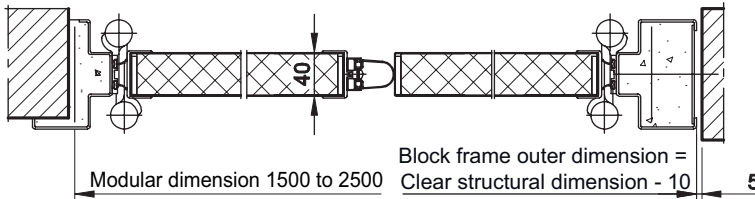
Single-leaf swing door with partition frame



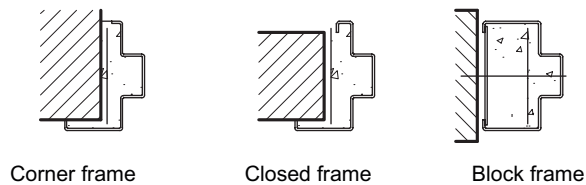
corner frame

Double-leaf swing door

block frame



**Installation in masonry/  
concrete walls**



**Installation in autoclaved  
aerated concrete walls**

