

E 60/120-1 "Teckentrup 42" - BS

Fire resistant single leaf steel doorsets
can be used left/right handed



Text example

Compile and tender according to requirements.
Please refer to Technical Data below for respective details.
Updated 01.01.2011

| Position | No. of pieces | Item | Unit price € | Total price € |
|----------|---------------|--|--------------|---------------|
| | | 60 minutes fire rated steel doorset tested to the European EN 1634-1 assessed to BS 476 part 22, for up to 120 minutes integrity. Single leaf, left/right handed door element. Door leaf 42 mm thick, rebated on 4 sides. 2 mm thick corner frame. Prepared for profile cylinder. Black plastic handle set. Handle pivoted on bearing, with tumbler insert (Bb) and 1 Bb key. 1 security bolt. 2 three-piece hinges with ball bearings and overhead door closer. | | |



Technical data

WCL Certifire certification:

Fire tested to EN 1634-1 assessed to BS 476 part 22, for up to 120 minutes integrity

Installation in:

- Brickwork
- Concrete
- Partition systems

Approved dimensions:

modular dimensions:
Width: 625 – 1125 mm
Height: 1750 – 2125 mm

Door hinges:

Can be used left/right handed

Door leaf:

Double-skinned, thin rebated on 4 sides
Door leaf thickness: 42 mm
Sheet thickness: 0.9 mm
Security bolt: 1

Frame:

4-side corner frame 2 mm thick
3 self-adhesive closing strips
The design of the frame ensures that the bottom frame section can be removed.
With 3 welded-on wall anchor ties on each side
Special equipment:
Counter frame

Surface:

Galvanized and prime coated door leaf/frame similar to RAL 9002 (grey white)

Hinges and closing devices:

- 2 Heavy Duty hinges with ball bearings
- 1 overhead door closer Dorma TS 71

Fittings:

- Mortice lock with lever handle set, prepared for profile cylinder
- E 60 = Black plastic handle set
Handle pivoted on bearing, with tumbler insert (Bb) and 1 Bb key
- E 120 = Stainless steel handle set
Handle pivoted on bearing, with tumbler insert (Bb) and 1 Bb key

optional equipment:

- Handle sets / Lever/Knob sets:
 - Plastic
 - Aluminium
 - Stainless steel
 - With short plate or rose escutcheon (various brands)
- Prepared for rose escutcheon
- Locks, various brands
Profile cylinder 30.5 + 30.5 mm
Panic locks, panic devices
- Top door closer TS 83

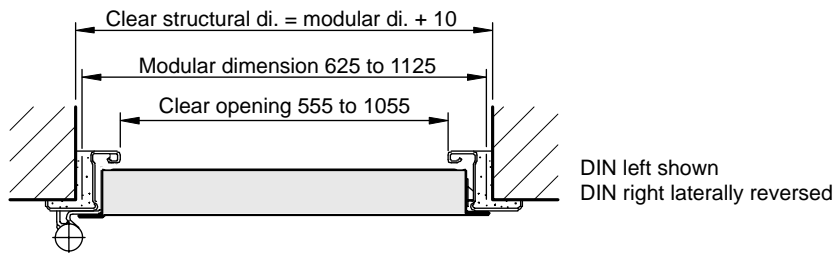
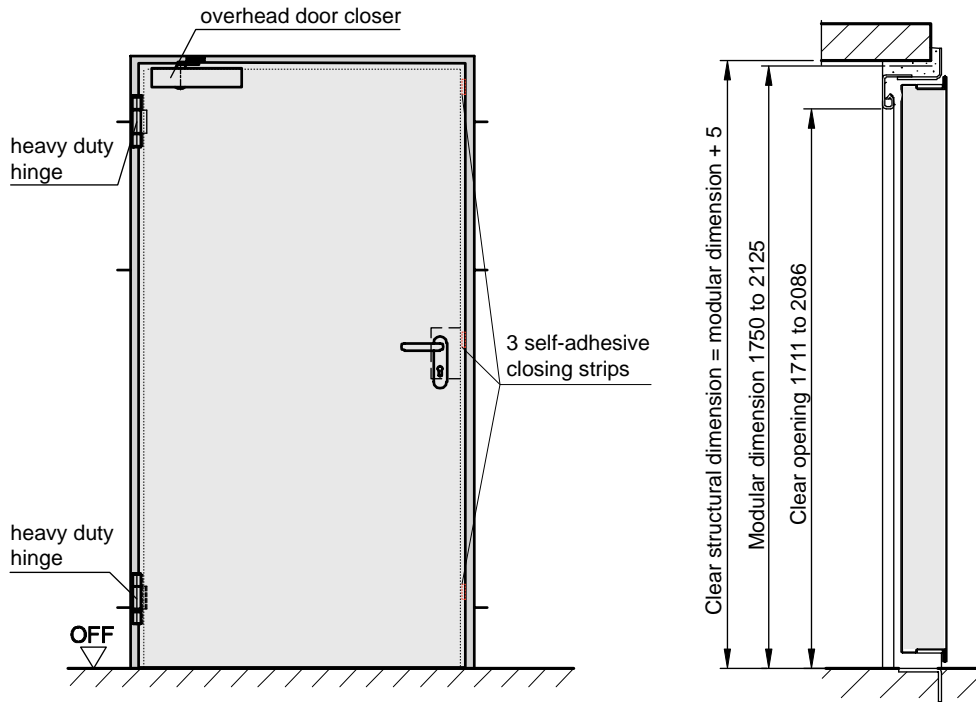
Standard sizes:

| Ordering dimensions/ Modular dimensions width x height | Clear opening dimensions width x height |
|--|--|
| 750 x 1750 | 680 x 1711 |
| 750 x 1875 | 680 x 1836 |
| 750 x 2000 | 680 x 1961 |
| 800 x 1800 | 730 x 1761 |
| 800 x 1875 | 730 x 1836 |
| 800 x 2000 | 730 x 1961 |
| 875 x 1750 | 805 x 1711 |
| 875 x 1800 | 805 x 1761 |
| 875 x 1875 | 805 x 1836 |
| 875 x 2000 | 805 x 1961 |
| 875 x 2125 | 805 x 2086 |
| 1000 x 1875 | 930 x 1836 |
| 1000 x 2000 | 930 x 1961 |
| 1000 x 2125 | 930 x 2086 |
| 1125 x 2000 | 1055 x 1961 |
| 1125 x 2125 | 1055 x 2086 |

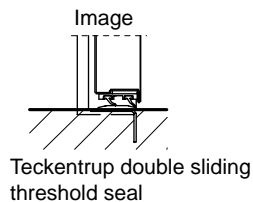
Special height: possible see the pricelist

E 60/120-1 "Teckentrup 42" - BS

Fire resistant single leaf steel doorsets
can be used left/right handed



Floor connections:



Installation in brickwork/ concrete walls

