

Fire resistant single leaf steel doorsets

E 60/120-1 „Teckentrup 42“ BS

- CAN BE USED LEFT/RIGHT HANDED
- YOU SAVE 50% STORAGE ROOM

The **advantages** of the door which can be used left/right-handed

- By means of quick backfitting from left to right you will profit of more free storage space at your disposal
- With buffer at the top (no perturbing gap between door and frame)
- Door leaf double-skinned, 4-sided rebate
- Standardly with door closer
- Security bolt
- Ready to install



Fire tested to EN 1634-1 assessed to BS 476 part 22, for up to 120 minutes integrity

WE OPEN THE DOORS FOR PROGRESS

Teckentrup
Doors · Frames


Function and equipment

- **Installation in:**
Brickwork, Concrete, Partition systems
- **Dimensions:**
Width: 625 – 1125 mm
Height: 1750 – 2125 mm


Ordering dimensions/ Modular dimensions width x height	Clear opening dimensions width x height
750 x 1750	680 x 1711
750 x 1875	680 x 1836
750 x 2000	680 x 1961
800 x 1800	730 x 1761
800 x 1875	730 x 1836
800 x 2000	730 x 1961
875 x 1750	805 x 1711
875 x 1800	805 x 1761
875 x 1875	805 x 1836
875 x 2000	805 x 1961
875 x 2125	805 x 2086
1000 x 1875	930 x 1836
1000 x 2000	930 x 1961
1000 x 2125	930 x 2086
1125 x 2000	1055 x 1961
1125 x 2125	1055 x 2086

All widths can be combined with all heights.
Special height possible: see pricelist

- **Door leaf:**
Double-skinned, thin rebated on 4 sides
Door leaf thickness: 42 mm
Sheet thickness: 0.9 mm
1 security bolt
- **Frame:**
4-side corner frame 2 mm thick
3 self-adhesive closing strips
The design of the frame ensures that the bottom frame section can be removed.
With 3 welded-on wall anchor ties on each side
Special equipment: Counter frame
- **Surface:**
Galvanized and powder-coated primed door leaf/
frame similar to RAL 9002 (grey white).



With buffer at the top
The double-skinned door leaf, rebated on 4 sides, renders the complete and harmonic coverage of the top frame possible. Thus the otherwise perturbing gap between door leaf and frame is eliminated.



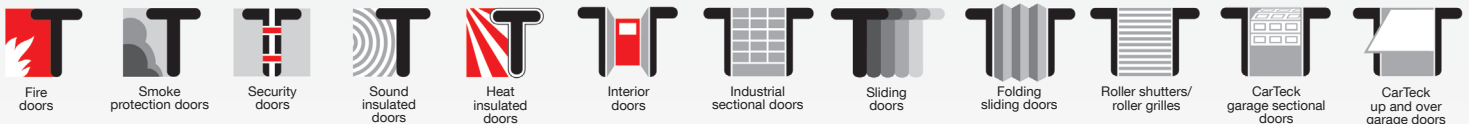
Fittings of top quality
Mortice lock with lever handle set, prepared for profile cylinder
· E 60 = Black plastic handle set
Handle pivoted on bearing, with tumbler insert (Bb) and 1 Bb key
· E 120 = Stainless steel handle set
Handle pivoted on bearing, with tumbler insert (Bb) and 1 Bb key



Additional safety
The security bolt is a definite component of the safety equipment. It connects to the frame and thus prevents a removal of the leaf.



Heavy duty hinges
The steel hinges (2 heavy duty hinge with ball bearing) are fixing the door leaf at top and bottom on the hinge side.



Internet: www.teckentrup.biz