



Fire-Resistant Steel Door

EI₂90-C5-S_a „Teckentrup 62“ 2lvs. Outside door

Fire-resistant as outside door - classification with CE-labelling (acc. to 16034 / 14351-1)

Text example:

EI₂90-C5-S_a classification fire-resistant closure as outside door with CE-labelling (acc. EN 16034 / 14351-1). Double-leaf door element. Type of handling DIN right. Flush door leaf with thin rebate, 62 mm thick, rebated on 3 sides. Corner frame 1,5 mm thick with 3-sided seal, without floor recess. Door leaf and frame galvanized and prime coated similar to RAL 9002 (Grey white). Mortice lock with latch lever in accordance with DIN 18250, prepared for profile cylinder. Black plastic round handle set. Handle pivoted on bearing, with tumbler insert (Bb) and 1 Bb key. Inactive leaf with espagnolette bolt lock with standard top locking. Per leaf 2 CO hinges with ball bearing and 1 top door closer in acc. to EN 1154.1 Door selector. „Teckentrup 62“ or equivalent.

(Compile and tender according to requirements. Please refer to technical data below for respective details. Updated 01.11.2019)

Technical data

Classification	EI ₂ 90-C5-S _a Classification fire-resistant closure as outside door with CE-labelling (acc. EN 16034 / 14351-1)	
Installation in	<ul style="list-style-type: none"> ▪ Masonry min. 175 mm ▪ Concrete Wall min. 140 mm ▪ Aerated Concrete <ul style="list-style-type: none"> - Autoclaved aerated concrete min. 175 mm - Reinforced AAC walls min. 175 mm 	
Approved dimensions (thin rebate)	Modular dimension	W 1375 – 3000 mm H 1750 – 3000 mm
	with top casing up to	H 4000 mm
Approved dimensions (thick rebate)	Modular dimension	W 1375 – 3000 mm H 1750 – 3000 mm
Type of handling	DIN right or DIN left	
Door leaf	Double skinned, Door : Thick rebate door: sheet thickness: Security bolt:	thin rebate, thick rebate 3-sided rebated 62 mm 1,0 mm or 1,5 mm per leaf min. 3
Frame	<ul style="list-style-type: none"> ▪ Corner frame 1,5/2,0 mm thick ▪ Door 3-sided with seal ▪ Door without floor recess fitted ▪ Fastening by exposed masonry mounting Special equipment: <ul style="list-style-type: none"> ▪ Block-, counter- or closed frame ▪ Frame with floor recess fitted 	
Floor closure	<ul style="list-style-type: none"> ▪ Retractable bottom seal ▪ Sliding threshold ▪ Buffer strip and seal Floor seal retrofittable.	
Surface	Door leaf/Frame galvanized and prime coated, similar to RAL 9002 (Grey white) Special equipment: <ul style="list-style-type: none"> ▪ RAL of choice 	
Fittings	Active leaf: <ul style="list-style-type: none"> ▪ Mortise Lock prepared for profile cylinder ▪ FP-round-handle set (plastic) black. Handle pivoted on bearing with tumbler (Bb) insert and Bb key. Inactive leaf: <ul style="list-style-type: none"> ▪ Espagnolette bolt lock with standard top and bottom locking 	
Hinges and closing devices	<ul style="list-style-type: none"> ▪ Per leaf 2 CO hinges with ball bearings and 2 top door closer ▪ 1 door selector ▪ Compensation rings for height adjustment 	

Also available in **STAINLESS STEEL!**

Glazing	Fire resistant, clear F90 type 2-0, glazing area angled with aluminium glass holding. Max. pane size 1000 x 2263 mm. Round glazing (Ø 300, 400 and 500) with steel-glass holding strips galvanized and prime coated, grey-white similar RAL 9002. Special equipment: <ul style="list-style-type: none"> ▪ Rectangular glazing, aluminium glass holding strips in stainless steel design / rectangular/ round glazing stainless steel glass holding strips 	
Required for doors for outside use:	<ul style="list-style-type: none"> ▪ Floor closure ▪ Rain guard top (necessary if no roof/canopy existing) ▪ Weather board at the bottom (recommended) 	
Special equipment	<ul style="list-style-type: none"> ▪ Handle sets/lever/ knob set: <ul style="list-style-type: none"> - Plastic - Light metal - Stainless steel - With short plate or rose escutcheon (various makes) ▪ Prepared for rose escutcheon ▪ Panic bar ▪ Locks <ul style="list-style-type: none"> - Panic locks - Block lock (must be provided) ▪ Profile cylinder 40,5 + 40,5 mm (thin rebate) ▪ Profile cylinder 45,5 + 35,5 mm (thick rebate) ▪ Top door closer <ul style="list-style-type: none"> - hinge/opposite hinge side - with slide rail ▪ Electric door opener ▪ Integrated lock inspector (bolt contact) ▪ Integrated opening indicator (reed contact) 	

	Ordering dimensions / modular dimensions width x height	Clear passage sizes (corner frame) width x height
Standard sizes steel door	1500 x 2000	1416 x 1958
	2125	2083
	1750 x 2000	1666 x 1958
	2125	2083
	2000 x 2000	1916 x 1958
	2125	2083
	2500	2458
	2125 x 2125	2041 x 2083
2250 x 2250	2166 x 2208	
2500 x 2500	2416 x 2458	

(Special sizes: from 1375 x 1750 to 3000 x 3000)

Further qualifications
(Special equipment):



Smoke proof in accordance with EN 1634-3 with top door closer, for solid walls



Sound insulated in accordance with EN 20140/717 Teil 1
 up to **RW 42 dB** (thin rebate)
 up to **RW 42 dB** (thick rebate)
 depending on door structure and bottom seal



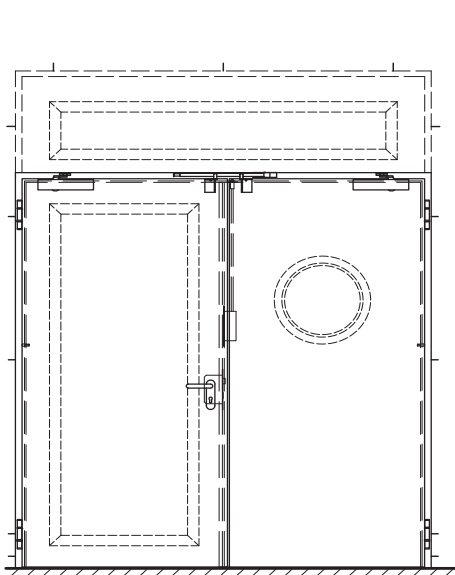
Burglar resistant in acc. with EN 1627 - **RC 2, RC 3, RC 4** (thin rebate) **RC 2, RC 3** (thick rebate)



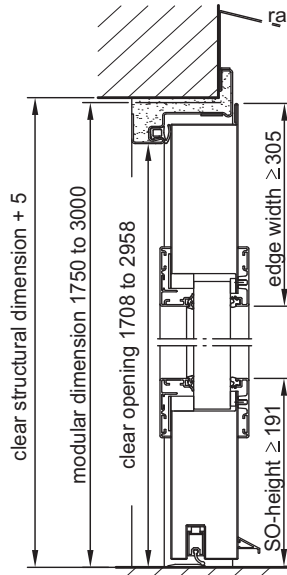
Fire-Resistant Steel Door

EI₂90-C5-S_a „Teckentrup 62“ 2lvs. Outside door

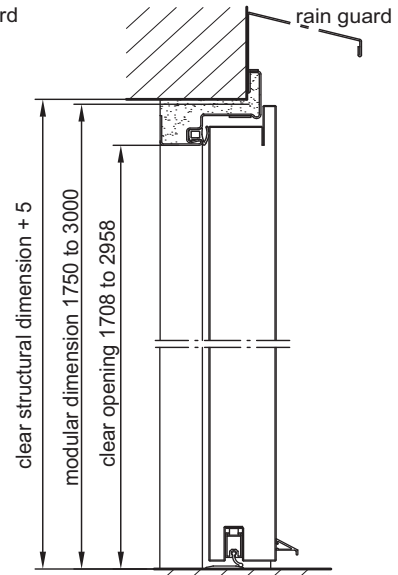
Fire-resistant as outside door - classification with CE-labelling (acc. to 16034 / 14351-1)



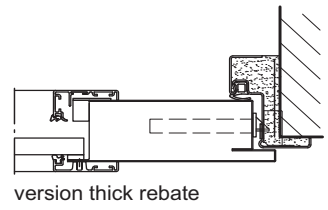
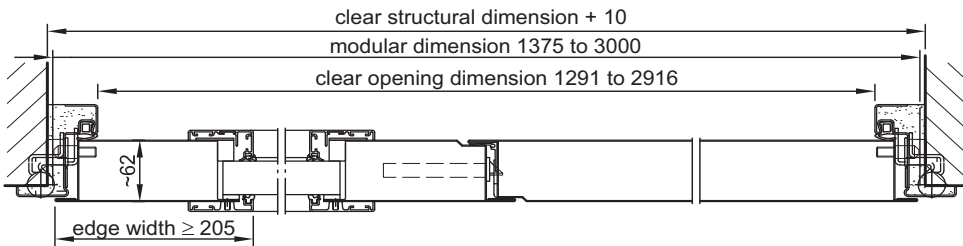
DIN left shown;
DIN right laterally reversed



Rebate type
thin rebate with glazing
and alu-holding strip




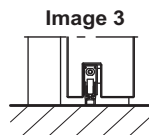
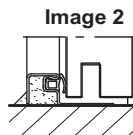
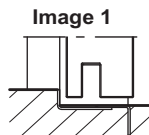
Rebate type
thick rebate



version thick rebate

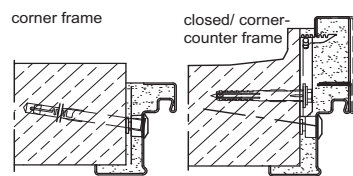
Floor connections:

- Image 1: with bottom buffer
- Image 2: with bottom buffer/seal
- Image 3: with retractable bottom seal (smoke-proof door with top door closer)
- Image 4: with sliding threshold seal

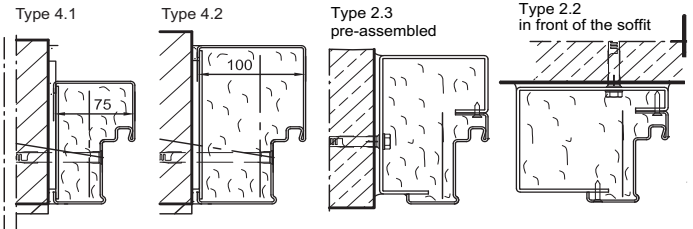


**Installation in masonry/
concrete walls**
concrete walls ≥ 140 mm
masonry walls ≥ 175 mm

Exposed masonry mounting



Flush edge installation



**Installation in autoclaved
aerated concrete walls**
(doors with top door closer)
Made of auto. aerated
concrete blocks or reinforced
auto. aerated concrete
thickness min. 175 mm

Exposed masonry mounting

